

City of San Antonio Career Exploration



Girl Scout Daisies

Girl Scouts of Southwest Texas
811 North Coker Loop
San Antonio, Texas 78216
(210) 349- 2404 or 1-800-580-7247
www.girlscouts-swtx.org

To learn more about the City of San Antonio,
please visit:
www.sanantonio.gov

— City of San Antonio —

MISSION STATEMENT

...

We deliver quality City services and commit to achieve San Antonio's vision of prosperity for our diverse, vibrant, and historic community.

CORE VALUES

...

TEAMWORK

We work together to make San Antonio better.

INTEGRITY

We model ethical behavior.

INNOVATION

We are driven by continuous improvement.

PROFESSIONALISM

We are qualified, skilled and committed.

Steps to Earn the City of San Antonio - Career Exploration

Girl Scouts is the premier girl leadership development program - girls have fun with a purpose! All activities are girl-led and girls should decide what activities to complete when earning a Business Patch Initiative (BPI) patch. In the spirit of Girl Scouting, girls may choose to participate in activities that are not listed in the booklets and/or supplements. If girls complete the minimum required number of activities based on the theme of the BPI, they have earned the BPI patch.

Step One:

1. Read through the Activities
2. Think about what you would like to do
3. Choose 3 out of the 4 Units
4. Complete 2 Activities from the 3 Units you chose

Step Two:

1. Complete the [Business Patch Initiative \(BPI\) Evaluation](#)
2. For more information, contact:

Girl Scouts of Southwest Texas

ATTENTION: Program

Phone: (210) 319- 5775

Toll Free: 1-800-580-7247

Fax: (210) 349- 2666



Step Three: Receive your City of San Antonio – Career Exploration Patch!

The Girl Scout Leadership Experience

Girls at every level of Girl Scouting participate in the “*leadership experience.*” A *leadership experience* is an exciting way of working with girls in a series of themed activities focused on building leadership skills. By enlisting the three keys to leadership (*Discover, Connect, and Take Action*) girls learn that they can take the lead to make a difference in their community and the world. The three keys are at the heart of the Girl Scout philosophy of leadership:

Discover

Girls understand themselves and their values and use their knowledge and skills to explore the world.

Connect

Girls care about, inspire, and team with others locally and globally.

Take Action

Girls act to make the world a better place.

It’s not just “what” girls do, but “how.” When girls are engaged that creates a high-quality Girl Scout leadership experience. All Girl Scout experiences are built on three processes (*Girl-Led, Cooperative Learning, and Learning by Doing*) that make Girl Scouting different from school and other extra-curricular activities. When used together, these processes ensure the quality and promote the fun and friendship so integral to Girl Scouting.

Girl-Led

Girls play an active role in the planning and implementation of activities while adults provide age-appropriate facilitation, ensuring that planning, organization, set-up, and evaluation of all activities are done jointly with the girls.

Cooperative Learning

All members of a group work together towards a common goal that can only be accomplished with the help of others.

Learn by Doing

A “hands-on” learning process that engages girls in cycles of action and reflection resulting in deeper understanding of concepts and mastery of practical skills.

When Discover, Connect, and Take Action activities are girl-led and involve learning by doing and cooperative learning, girls achieve the desired and expected leadership outcomes ultimately resulting in Girl Scouting achieving its mission: **Building girls of courage, confidence and character, who make the world a better place.**

This page intentionally left blank

TABLE OF CONTENTS

UNIT	ACTIVITY	PAGE
Local Government	Me On The Map	8
	What Is Local Government?	9
	How Are Laws Made?	10
Public Health & Safety	¡Viva Health! “Eat Well, Feel Great!”	12
	911 Is For Emergencies	13
	Police Officers Are Our Friends	14
Community Services	How Would You Like To Create A Park?	17
	What Does A Librarian Do?	18
	Being A Good Pet Friend	19
Cultural Heritage & the Arts	Arts And Culture In Your City	24
	The City Preserves Our History	25
	San Antonio Archeologist	26
City Infrastructure & Development	What is Upcycling?	28
	Create A City	29
	San Antonio Airports	30



Local Government

Me On The Map

Every City has mapmakers. It is important to understand maps. Maybe one day you might decide you want to be a mapmaker. As a Daisy, you are part of Girls Scouts of America. There are Girl Scouts in every state, even around the world.

For this activity, we are going to learn about where we are on the map and in the world. Materials: Number of materials is contingent on the desires and number of girls participating.

Choose 1 of the 2 activities. If you want to you can do both.

1. Interactive map - <https://www.worldatlas.com/aatlas/world.htm>
 - ✓ You will see a map of the world.
 - ✓ You can find your country on the world map (United States)
 - ✓ You can find your state (Texas)
 - ✓ You can find your town or city.
2. Each girl will need between 5-6 different colors. If a girl wants to get more specific, she can add more sheets.
 - ✓ Different color construction paper.
 - ✓ Colored circles or squares.
 - ✓ Markers and pencils.
 - ✓ Stickers, yarn and glue.

Each part will be larger and larger.

The suggested list is:

World (Planet Earth)

Country

State

County

City (town)

If you want to be more specific you can add your house.

If you live in the City of San Antonio, you can find out your

Council District and the Councilmember that represents residents

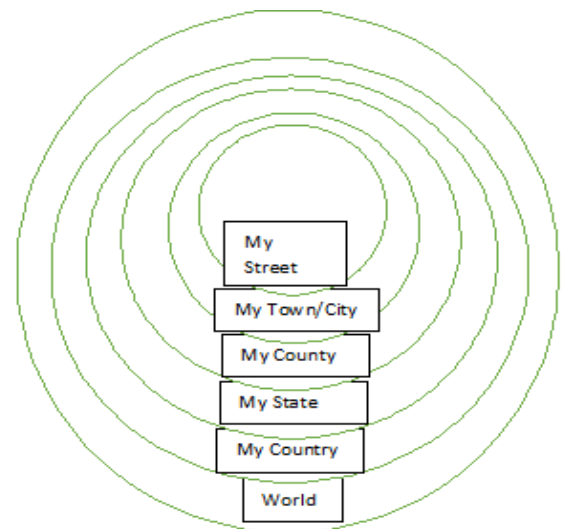
in your part of town, here:

<https://www.sanantonio.gov/Council/Find-My-Council-Member>

Suggested video: Me on the Map by Joan Sweeny (a reading)

<https://www.youtube.com/watch?v=b0cjSXC2rHE>

Books: *All Around Texas: Regions and Resources* by Mary Dodson Wade (available through the San Antonio Library system)



What is City Government?

Every City has a Mayor and City Council members that are elected by the people. You may have heard the words “Mayor”, “City Council” and “City Manager”. San Antonio has a Council-Manager form of city government. Each City Council member is elected by the people that live in the district that they represent.

The Mayor is elected by all the eligible voters that live in San Antonio, so he or she represents all the residents of the city.

The Mayor and the City Council set policy and vote on laws and rules to help keep the city safe and healthy for all citizens. The City Manager is appointed by Mayor and City Council and works to ensure all the new rules are understood and followed so the City can be a great place to live for everyone.

Understanding how your government works is important to learn as you continue your path as a Girl Scout and make the world a better place. For this activity, we are going to learn how a citizen can make a difference in their city by working with your mayor and city council.

Materials: Number of materials is contingent on the desires and number of girls participating.

- ✓ Computer or Tablet
- ✓ Printer
- ✓ Poster Board
- ✓ Markers, Pencils, Crayons

Read Rosie’s story in your Daisy Handbook. Rosie wanted to keep the trash off the beach. If she wanted more trash cans added to the beach so people could make sure they could throw their trash away, she probably will have to contact someone in the city government to get more trash cans added. Understanding how your government works is important so you can make the world a better place.

Read or ask an adult to read *What Does a Mayor Do?* by David Jakubiak. This book is available through the San Antonio Public Library system.

After you read Rosie’s story and *What Does a Mayor Do?* work together and look up who the mayor is and how to contact them.

If you live in the county, look up the county clerk, county commissioner and county judge. For those that want to do more: Look up all the people that are responsible in the different parts of your city or county government.

How Are Laws Made?

Someday you may want to be a Mayor or a City Council member. Mayor and City Council members take an Oath of Office. As a Girl Scout you make a promise to obey the Girl Scout Law.

Laws are written for the country, the state and your city. It is important to understand how laws are written and made.

Materials: Number of materials is contingent on the desires and number of girls participating.

Watch School House Rock “I’m Just a Bill” <https://www.youtube.com/watch?v=FFroMOlKiag>

- ✓ Computer or Tablet
- ✓ Printer
- ✓ Poster Board
- ✓ Markers, Pencils, Crayons

Suggestions: Read the book: *Chickens May Not Cross the Road and Other Crazy (but true) Laws* by Kathi Linz

Talk with your fellow Daisies or your family members about why we have these laws:

- Wait for the green light and cross in the crosswalk.
- Don’t drive through a red light.
- No stealing.

See if you can think of some other laws. Why do you think these laws exist?

Additional activities: Can you think of some laws that you would write?



Public Health & Safety

¡Viva Health! “Eat well, feel great!” Drink Water

Someday you may want to be a nurse or nutritionist and work at San Antonio Metro Health. You can help people to be healthier.

Metro Health’s vision is that San Antonio is a place where *healthy people are thriving in a healthy community*. Metro Health ¡Viva Health! Campaign teaches the community to be healthier through three core messages:

1. Fill ½ of your plate with fruits & veggies, every meal, every day.
2. Drink water, not sugary drinks.
3. Smaller plate, smaller portions.

<https://www.sanantonio.gov/Health/HealthyEating/VivaHealth#>

In Spanish: https://health.gov/paguidelines/moveyourway/materials/es/PAG_MYW_Kids_FS.pdf

Links: <https://www.sanantonio.gov/Health/HealthyEating/VivaHealth>

Materials: Number of materials is contingent on the desires and number of girls participating.

- ✓ Computer or Tablet
- ✓ Printer and paper
- ✓ Markers, Pencils, Crayons

Print the Drink More Water Placement coloring activity or contact Metro Health at 210-207-2722 to get copies.

Take the pledge to drink more water.

For those that want more:

- ✓ Create a poster to convince your classmates to drink more water.
- ✓ Make a YouTube video about why it is important to drink more water.

9-1-1 is for Emergencies

Do you want to help people when there is an emergency? Someday you may be a 9-1-1 operator. 9-1-1 operators must be able to remain calm in all emergencies. Sometimes bad things happen and we or someone else needs emergency help. That is what 9-1-1 is for.

For this activity, we are going to learn about when and why we use 9-1-1.

Materials: Number of materials is contingent on the desires and number of girls participating.

Watch the video and then play the game or do one or some of the activities.

9-1-1: Getting Help is Easy

<https://www.youtube.com/watch?v=4ntdwyY3B8c> - 11 minutes 32 seconds

Suggested Activities:

Play The 9-1-1 Quiz Show about emergencies and non-emergency situations. See if you know when to call 911 or not.

1. When is it okay to call 9-1-1? (Someone is in trouble, broken bones, or a fire)
2. When should you NOT call 9-1-1? (Lost toy, missing pet, or a scraped knee)
3. Should you whisper on the phone? (Sometimes you may have to)
4. Why do you have to use a clear voice on the phone? (The dispatcher needs to hear everything the first time so they can get someone to help quickly)
5. How long should you stay on the phone with 9-1-1? (Stay on the phone until the police, ambulance or fire fighters show up).

Practice memorizing your address.

In an emergency, when you need the police, fire department or ambulance and there are no grownups around and you had to call 9-1-1, how would you do it?

1. Stay calm
2. Listen for dial tone
3. Push the buttons 9-1-1
4. When the dispatcher answers, explain what's wrong, what kind of emergency it is.
5. Answer all questions clearly and slowly.
6. Tell the dispatcher your name clearly.
7. Don't hang up until the dispatcher tells you to.

Suggested Books: *What if you Need to Call 9-1-1?* By Anara Guard (Available through the San Antonio Public Library system)

Police Officers are our Friends

For this activity, we are going to learn what police officers do and what we can do to help the police. One day you may be a police officer and help keep people safe.

Materials: Number of materials is contingent on the desires and number of girls participating.

- ✓ Computer or Tablet
- ✓ Printer
- ✓ Poster Board
- ✓ Markers, Pencils, Crayons

First watch the video Kids Meet a Cop. In this video children interview a police officer. What questions would you ask a police officer?

The books show all the different things that police officers do. One of the things that is very important when we need help from the police if we are scared, hurt or lost is that we need to know our address and phone number.

Kids Meet A Cop | Kids Meet | HiHo Kids <https://www.youtube.com/watch?v=j6s6Ek-fsZc>
(6:29)


Suggested Books: These books are all available through the San Antonio Public Library system.
The Police Cloud by Christophe Neiemann
Meet My Neighbor: The Police Officer by Marc Crabtree

Print out the following page and add your information. Decorate it.

Personal Information

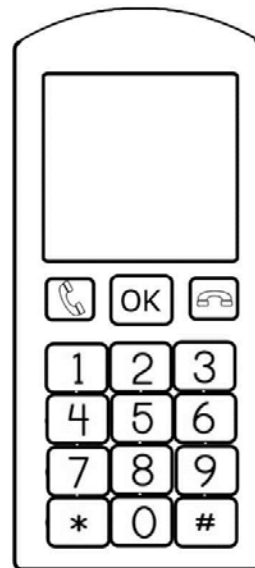
My name is: _____

My address is:



My phone number is: _____

Memorize your address and phone number. Practice dialing your phone number by pressing the keys.





Community Services

How Would You Like to Create A Park?

Do you like to draw? Do you want to be an inventor? Architects are inventors, designers and translators all rolled into one! You could work with Park Project Services Division to create new city parks or add things, such as playgrounds, sports fields, swimming pools, splash pads, and community centers. Architects must ask a lot of questions to understand what people want to be built.

Parks are special places that bring people together. Families can enjoy picnics or go for a walk together, teams can compete in sporting events, and kids can get exercise playing on playgrounds.

For this activity, we are going to learn how architects create and build parks.

Materials: Number of materials is contingent on the desires and number of girls participating.

- ✓ Computer or Tablet
- ✓ Printer
- ✓ Paper
- ✓ Markers, Pencils, Crayons, Glue sticks
- ✓ Magazines (pictures of things the girls would like in their park, girls can draw them or print pictures off the internet)

Watch the video to learn about architects. So You Want to Be An Architect (3 minutes 53 seconds) <https://www.youtube.com/watch?v=BLzVNjED2yg>

Suggested Book. Available at the San Antonio Public Library
The World is Not a Rectangle: A Portrait of Architect by Zaha Hadid by Jeanette Winter

Draw a park. You can do it together or by yourself. Do you want playground equipment, walking trails, or a community center? You can add anything you like. You could look at a park where you live and use it as the start of your drawing.

For those that want to do more:

With your Daisy troop or your family, walk around your neighborhood and see if you have a nearby park. Take pictures or draw a picture to identify what type of special features the park offers, such as water fountains, walking/jogging trail, playground, or other features. Use the web site from San Antonio Park and Recreation Department to find a park near you: <https://www.sanantonio.gov/ParksAndRec/Parks-Facilities/All-Parks-Facilities/A-Z-Parks-Facilities-Index>

What Does A Librarian Do?




Do you like books? Do you like looking for information on a computer? You might want to think about being a librarian. There are a lot of things happening at the library! Librarians organize poetry readings and contests, storytelling activities, game nights and all kinds of classes for children and adults. Librarians can help people with research, writing and computer skills. Librarians meet and help all kinds of people.

For this activity, we are going to learn about the library and librarians.

Pick one of the following things to do.

- Find your neighborhood library: <https://www.mysapl.org/Visit/Locations#188472012-library-locations---find-a-library>
- Find an event you would like to attend at the library: <https://www.mysapl.org/Events-News/Events-Calendar>

Suggested Books. Available at the San Antonio Public Library



Lola at the Library by Anna McQuinn
Book! Book! Book! by Deborah Bruss
Otto the Book Bear by Kate Cleminson

For girls that want to do more: Get a library card or go to one of the events at the library near you.

Being a Good Pet Friend

Do you like to work with animals? Someday you may want to be a veterinarian assistant or veterinarian at San Antonio Animal Care Services. Did you know that cities take care of dogs, cats and other pets? They take care of lost pets and help teach people how to take care of their pets. If you love working with animals and pet owners, you may work for the city someday!

Being a Veterinarian | The Friday Zone | WTIU | PBS (3 minutes 21 seconds)

<https://www.youtube.com/watch?v=KEpk3rU4RGM>

A Day in the Life of a Veterinary Assistant <https://www.youtube.com/watch?v=ENzhBL7wtfU>

For this activity, we are going to learn how to be a good pet friend.

Materials: Number of materials is contingent on the desires and number of girls participating.

- ✓ Computer or Tablet
- ✓ Printer
- ✓ Paper
- ✓ Markers, Pencils, Crayons

Please watch: Be Safe Around Strange Dogs

<https://www.youtube.com/watch?v=HqlFuQfL8Lo> (1 minute 48 seconds)

Dog Safety Video for Kids - Be SAFE Around Dogs You Know

<https://www.youtube.com/watch?v=JZGOEYkfVwE> (1 minute 38 seconds)

Suggested Books. Available at the San Antonio Public Library

Please Don't Tease Tootsie by Margaret Chamberlain







Ginger Finds a Home by Charlotte Voake

The Forgotten Rabbit by Nancy Furstinger

Talk with your Daisy troop or your family about the video or one of the books. You can either draw pictures of dogs, cats or other pets or you can color the pictures below.

For those that want more: Visit a veterinarian's office or volunteer at the animal shelter

HOW TO MEET A DOG SAFELY Coloring Page

<p>1</p> <p>NEVER run up to ANY dog. You might frighten them.</p> 	<p>2</p> <p>Ask your parent, or adult with you, if you can pet the dog.</p> 
<p>3</p> <p>Ask the person holding the dog if you can pet the dog.</p> 	<p>4</p> <p>Ask the dog if you can pet him. Stand beside the dog, extend a fist and allow him to sniff your closed hand. Move slowly and speak softly. Quick movements and loud noises can scare a dog.</p> 
<p>5</p> <p>Pet the dog, starting under his chin and then you can move your hand up on top of his head.</p> 	<p>6</p> <p>Always Remember, NEVER RUN AWAY FROM A DOG. No matter how gentle they are, they will want to chase you.</p> 



This page intentionally left blank

Animals are your friend....Be kind to your pet!

Your pet needs food, fresh water, love and shelter daily!



Your pet needs to wear a collar with their city license tags!

It's never too late to spay or neuter your pet!



Cultural Heritage & the Arts

Arts and Culture in Your City

Do you want to be an artist? Maybe you want to study art history and learn about all different types of art. You could work at the San Antonio Department of Arts & Culture. Art is all around the city.

Public Art San Antonio (PASA) is the City of San Antonio's program that takes care of all the public art in the city.

Many cities and towns have public art that you may not be aware of. To find out where public art can be found, help your Daisy troop explore the City's website dedicated to public art here: <https://www.getcreativesanantonio.com/Public-Art/Public-Artworks-Map/Public-Artworks-List>

For this activity, we are going to learn about public art.

You can do this activity with your troop or your family. With an adult look at the web site and find out if there is any public art nearby. If there is, go visit it. Take pictures and share with your troop, your friends and family.

Imagine you could one day help make your city more beautiful.

For Daisies that want to learn more about San Antonio's public art initiatives, you can view this video by entering the password: PASA <https://vimeo.com/251073515>

Aguas Onduladas



American Odyssey



The City Preserves Our History

Thirty-one million people visit San Antonio every year! That is 31,000,000. That is a lot of people. The reason so many people visit is because the city has a department that takes care of our art and cultural landmarks. One of those places is Market Square. Market Square is a three-block outdoor plaza filled with shops and restaurants in downtown San Antonio. Market Square is the largest Mexican market in the United States. Market Square is unique. There is no place like it in the entire United States. The city advertises how interesting Market Square is.

For this activity, we are going to explore Market Square – El Mercado. This is an important tourist stop in San Antonio. It is also important to the citizens of San Antonio. Many events are held in Market Square. Visitors buy goods and services that create jobs for people in San Antonio.

Materials: Number of materials is contingent on the desires and number of girls participating.

- ✓ Computer or Tablet
- ✓ Paper
- ✓ Markers, Pencils, Crayons

Watch the advertisement that shows people how much fun Market Square is and why they should visit.

Market Square advertisement <https://youtu.be/ifCzHaOfgDg> (30 seconds)

This web site shows all the fun things to do at Market Square. Explore San Antonio- Market Square <https://www.getcreativesanantonio.com/Explore-San-Antonio/Market-Square>. Look at all the events that are listed.

Suggested Books: *Historic Photos of San Antonio* by Frank S. Faulkner

If you want to do something extra, go on a field trip with your Daisy troop or ask your family to go on a family outing to Market Square.



Have you ever thought you might want to be an archeologist? Archeologists study past civilizations and help preserve community history. You could grow up and be an archeologist for the City of San Antonio and work in the Office of Historic Preservation.

San Antonio has a lot of historic sights and the city archeologist is one of the people that protect these sites so you can visit and learn from them.

Solving Mysteries with Archaeologists!

<https://www.youtube.com/watch?v=zOJlCdMvWAI> (4 minutes 36 seconds)

For this activity, we are going to practice being an archeologist and see what it is like to dig for artifacts. Materials: Number of materials is contingent on the desires and number of girls participating.

- ✓ M& M chocolate chip cookies (1 each)
- ✓ toothpicks (1 each)
- ✓ small plates (1 each)

Excavation is the method that archaeologists use to extract artifacts out of the ground. The work is very difficult, and the archaeologist has to pay attention or else they will destroy the very thing they are studying – and there are no “do-overs.”

It is also impossible for the archaeologist to know exactly what is under the ground, so they have to be very careful not to damage artifacts they cannot see while excavating artifacts at the surface.

You and your troop are archaeologists and you have been asked to excavate artifacts (chocolate chips) from your archaeological site (your cookie). To the best of your ability, keep your chocolate chips intact! After about 10 minutes, look and see how successful you and your friends were in excavating whole chips from your cookies.

With your troop or family think about these questions:

- What problems did you have excavating your chips?
- Was it easy to figure out where the chips were in the cookie?
- Did you break any chips underneath as you were digging?

Someday you might be an archeologist and find many artifacts about people.
After you are done, enjoy your cookie!

For those girls that want to do more: Look at Mission Trails – Pre-History and History
<https://www.sanantonio.gov/Mission-Trails/Prehistory-History>. Explore the rich history of San Antonio.



City Infrastructure & Development

What is Upcycling?

Have you ever wondered what happens to all the things you throw away? The city has to figure out what to do with all the trash that citizens create. You might one day become an engineer or environmental scientist and invent a new way to take care of all the trash.

Watch “Environmental Responsibility = Recycle Right!”

<https://www.youtube.com/watch?v=JLL4lNJGODA&feature=youtu.be> (3:23 minutes)

Also available in Spanish: <https://www.youtube.com/watch?v=PJLq4moySww&t=15s>

Or view or print this slideshow: “Where does it go?” <https://www.sarecycles.org/wp-content/uploads/2018/07/WhereDoesItGoBOOKv4-1.pdf>

After viewing the above resources, ask your Daisy troop or family: What is garbage? What do you throw away? For example: Jars, cardboard and paper.

Also, think about what are some ways we can reuse these things before we throw them away? We can use the backs of paper to write lists. We can use jars as pencil holders, drinking glasses, to store leftover food and vases to hold flowers. Write “Reuse” under any items on your poster board that can be reused in other helpful ways.

For this activity we are going to re-use some items we would normally throw away.

Materials: Number of materials is contingent on the desires and number of girls participating.

- ✓ Soil
- ✓ Herb seeds
- ✓ Jars

We are going to take the old jars and use them to grow some herbs we can use when cooking for our family.

Pour soil $\frac{3}{4}$ of the way to the top of the jar. Plant one or two seeds in the soil. Water. Take it home and put it in the window sill. Before long you will have some herbs growing! Isn't this better than throwing the jar in the trash?

Cities and towns are places where groups of people live together. Cities are made up of neighborhoods. People who live in a city expect their city to have certain basic things like roads to help them get where they want to go, either by bus or personal vehicle, or even by riding a bike. Think about what people need: children, parents of children, adults and older adults. What are some things that you think everyone might want or need in their neighborhood? Be thoughtful about residents that may need additional assistance when getting around the neighborhood. For instance, think about ramps for wheelchairs, and safe crosswalks at road intersections. Can you imagine having a job where you get to plan where the schools, libraries, hospitals, parks, roads, and bridges will be?

For this activity you will be a City Planner. Discuss the things that you have in your neighborhood:

- Places to Live
- Stores
- School
- Park
- Playground
- Library
- Roads
- Bus stops
- Post office
- Fire station or Police Station
- Hospital or clinics

Next create our own city. Think about the things you need for yourself and your family.

Materials: Number of materials is contingent on the desires and number of girls participating.

- ✓ Computer or Tablet
- ✓ Printer
- ✓ Paper
- ✓ Poster Board
- ✓ Scissors
- ✓ Glue sticks
- ✓ Markers, Pencils, Crayons

Use the poster board as the neighborhood or city. Cut out squares or rectangles to represent the different parts (School, store, bus stops). Make strips to represent roads. Have fun! Make sure you give your city a name.

Suggested Book: *Walking In the City with Jane: A Story of Jane Jacobs* by Susan Hughes

The San Antonio Airport System - A Tale of Two Airports

San Antonio has two airports: San Antonio International Airport (SAT) and Stinson Municipal Airport (SSF). People use the International Airport to travel on large commercial planes to cities throughout the world. Pilots of smaller planes visit Stinson Municipal Airport. One day you may want to work at the airport.

For this activity we are going to explore some of the jobs at the airport.

Materials: Number of materials is contingent on the desires and number of girls participating. For this activity you will need a computer or tablet to watch the videos. This activity will be more fun if you do it as a group. Do it with your Daisy troop or your family.

Airplane cartoon for kids - The Airport Diary - Illi's awesome change! (cartoon 69)
<https://www.youtube.com/watch?v=f8LWLLu8eME>

Air Traffic Control (Behind The Scenes At The Airport: Episode 3)!
<https://www.youtube.com/watch?v=EIKfHOk8rx0>

People You See At The Airport (Behind The Scenes At The Airport: Episode 4)!
https://www.youtube.com/watch?v=bn1LDQ_Bdas

All About Airports Interact Books
<https://www.youtube.com/watch?v=18jChPGRO-Q>

TSA Kids
<https://www.youtube.com/watch?v=IHjIN5lzCjM>

Did you know that airplanes have homes?

Airplanes' Home

An airport is where all airplanes land, take off in the sky, and stay when they're not flying. An airport is made up of multiple buildings each serving a specific purpose, including terminals, gates, hangars, and control towers. Airports also have special roads called runways, where the airplanes take off and land.

Terminals

A terminal is the building that houses traveling passengers, luggage, and airport employees. Inside the terminal, passengers wait with their luggage for the airplane to be safely prepared to start their journey into the sky, and airport employees offer assistance, directions, and support to the passengers.

Gates

The gates of an airport are the tunnels or sections that connect the airplane to the airport. Passengers and their luggage go through the gates to safely board the airplane.

Hangars

No, I do not mean the hangers you hang your clothes on (that's even spelled differently!). The hangars of an airport are the holding areas for the airplanes. When airplanes aren't flying, the hangars store the airplanes. Think of it as like your bedroom with you sleeping in your bed.

Control Tower

One of the most important buildings at an airport is the control tower. In this building, airport workers keep the airplanes traveling safely by communicating special instructions to the pilots of the airplanes guiding them for safe travels. How cool would it be to talk to a pilot and control the direction of an airplane?!

For Daisies that want to do more: Visit Stinson Municipal Airport yourselves or check out more about San Antonio's pioneering aviation history at: <https://www.sanantonio.gov/SSF>



YOU DID IT!



CONGRATULATIONS!

End of Booklet



Girl Scouts of Southwest Texas
811 North Coker Loop
San Antonio, Texas 78216
(210) 349- 2404 or 1-800-580-7247
www.girlscouts-swtx.org

To learn more about the City of San Antonio, please visit:
www.sanantonio.gov