




# CPS Energy Environmental Awareness



## Girl Scout Seniors & Ambassadors

Girl Scouts of Southwest Texas  
811 North Coker Loop  
San Antonio, Texas 78216  
(210) 349- 2404 or 1-800-580-7247  
[www.girlscouts-swtx.org](http://www.girlscouts-swtx.org)

To learn more about CPS and their  
mission, visit:  
[www.cpsenergy.com](http://www.cpsenergy.com)






## About

[CPS Energy](#) is the nation's largest municipally owned energy utility providing both natural gas and electric service. Acquired by the City of San Antonio in 1942, today we serve more than 771,000 electric customers and 336,000 natural gas customers in and around the seventh-largest city in the nation. We serve customers in a 1,515 square mile service area that includes Bexar County and portions of Atascosa, Bandera, Comal, Guadalupe, Kendall, Medina, and Wilson counties.

We're proud of the fact that our customers' combined (electricity and natural gas) energy bills rank among the lowest of the nation's 20 largest cities. Thanks to a diverse mix of fuels, our electricity is not only affordable, it's reliable. Today, natural gas comprises 42 percent of our generation capacity, followed by nuclear energy at nearly 25 percent. Energy efficiency programs, solar and landfill-generated methane gas, account for the remaining 3 percent. Renewable energy, including wind, solar and landfill-generated methane gas, account for almost 11 percent, while natural gas and purchased power comprise the remaining 23 percent. Our [Save for Tomorrow Energy Plan \(STEP\)](#) looks to reduce our community's demand for electricity by 771 megawatts – the output of a large power plant – by 2020. To achieve this ambitious goal, [CPS Energy](#) has committed millions of dollars to energy efficiency rebates and programs for our customers. Today, as part of San Antonio's New Energy Economy, we're also investing in innovative technologies that will protect our environment, help our customers use energy more wisely, and leverage valuable economic development opportunities for our community's future.

We're not just the local power company. We are an integral part of this community. Our revenues support vital public services in Greater San Antonio. The environment remains a high priority despite our community's growing demand for power. And our 3,000 employees are committed to doing their part to support local charities with 14,000 volunteer hours and a record-setting \$1 million pledge to United Way. At [CPS Energy](#), we are proud of who we are and our spirit of giving.





Girl Scouts of Southwest Texas & CPS Energy  
are proud to bring to you the...  
CPS Energy's Environmental Awareness Initiative



For today's girls, reversing environmental threats and improving quality of life will be the work of their generation. [CPS Energy's Environmental Awareness Initiative](#) combines environmental education and community action on a regional scale.

Through environmental awareness programs, girls focus on the care and conservation of our planet. They play an important role in ensuring the well-being of our Earth for future generations. Girls discover the connection between their everyday actions and the long-term effects, and how to make those effects positive.

Girl Scouts who complete the CPS Energy Environmental Awareness Initiative can work on a variety of projects, everything from learning about butterfly gardens to learning about local and global conservation efforts.

Girl Scouts of Southwest Texas and CPS Energy are proud to announce the CPS Energy Environmental Awareness Partnership. Through this partnership, girls have the ability to earn a patch on this important initiative through an introduction into key topics while offering suggestions on how to carry the work on in their own community.



## Steps to Earn the CPS Energy's Environmental Awareness Patch

Girl Scouts is the premier girl leadership development program—girls have fun with a purpose! All activities are girl-led and girls should decide what activities to complete when earning a Business Patch Initiative (BPI) patch. In the spirit of Girl Scouting, girls may choose to participate in activities that are not listed in the booklets and/or supplements. If girls complete the minimum required number of activities based on the theme of the BPI, they have earned the BPI patch. For more information, contact Larissa Deremiah at [lderemiah@girlscouts-swtx.org](mailto:lderemiah@girlscouts-swtx.org).

### Step One:

1. Read through the Activities
2. Think about what you would like to do
3. Choose 1 out of the 4 Units
4. Complete all Activities from the 1 Unit you chose (total of 3 activities)


### Step Two:

1. Complete the [Business Patch Initiative \(BPI\) Evaluation](#)
2. For more information, contact:  
Girl Scouts of Southwest Texas  
ATTENTION: Program  
Phone: (210) 319- 5775  
Toll Free: 1-800-580-7247  
Fax: (210) 349- 2666  
[lderemiah@girlscouts-swtx.org](mailto:lderemiah@girlscouts-swtx.org)



### Step Three:

1. Receive your CPS Energy's Environmental Awareness Patch!



## The Girl Scout Leadership Experience

Girls at every level of Girl Scouting participate in the “*leadership experience*.” A *leadership experience* is an exciting way of working with girls in a series of themed activities focused on building leadership skills. By enlisting the three keys to leadership (*Discover, Connect, and Take Action*) girls learn that they can take the lead to make a difference in their community and the world. The three keys are at the heart of the Girl Scout philosophy of leadership:

### Discover

Girls understand themselves and their values and use their knowledge and skills to explore the world.

### Connect

Girls care about, inspire, and team with others locally and globally.

### Take Action

Girls act to make the world a better place.

It’s not just “what” girls do, but “how.” When girls are engaged that creates a high-quality Girl Scout leadership experience. All Girl Scout experiences are built on three processes (*Girl-Led, Cooperative Learning, and Learning by Doing*) that make Girl Scouting different from school and other extra-curricular activities. When used together, these processes ensure the quality and promote the fun and friendship so integral to Girl Scouting.

### Girl-Led

Girls play an active role in the planning and implementation of activities while adults provide age-appropriate facilitation, ensuring that planning, organization, set-up, and evaluation of all activities are done jointly with the girls.

### Cooperative Learning

All members of a group work together towards a common goal that can only be accomplished with the help of others.

### Learn by Doing

A “hands-on” learning process that engages girls in cycles of action and reflection resulting in deeper understanding of concepts and mastery of practical skills.

When Discover, Connect, and Take Action activities are girl-led and involve learning by doing and cooperative learning, girls achieve the desired and expected leadership outcomes ultimately resulting in Girl Scouting achieving its mission: **Building girls of courage, confidence and character, who make the world a better place.**



*This page intentionally left blank.*

# Table of Contents

UNIT	ACTIVITY	PAGE
College Bound	Undergraduate Information	9
	Degree Planning	10
	Scholarships	11
Career Exploration	CPS Energy Careers	13
	Environmental Sciences Careers	14
	Career Planning	15
Advocacy	Waterways	17
	Community Garden	18
	Conservation	19
Leadership	Discover	21
	Connect	22
	Take Action	23
Additional Activities		24
More Information		26

# COLLEGE BOUND



## College Bound: Undergraduate Information

---

**Materials:** Number of materials is contingent on the desires of the girls and the number of girls participating.

1. Internet
2. Library
3. Telephone
4. Parent/Guardian Permission

**Directions:**

1. Research at least 3 different universities or colleges that specialize in environmental sciences.  
**EXAMPLE:** soil ecology, marine biology, earth systems
2. Obtain admissions information from 3 or more schools.  
**NOTE:** Do not forget to speak with an admissions counselor at the schools you research to ask about available campus tours.
3. Compare the 3 higher education institutions that you have chosen and pay particular attention to tuition, financial aid, housing, campus size, and demographics.
4. Share the information that you have gathered with your family.
5. Share the information with your guidance counselor and inquire about next steps.

**Note:** Distinguish yourself in the college admissions process, [Girl Scout Gold Award](#) recipients do well in life! They rate their general success in life significantly higher and report higher success in reaching their goals within many areas.

**Accommodations:**

For girls wanting a little more guidance, girls should speak with their parents/guardians and guidance counselor first in order to discuss the options available to them, locally and nationally. Based on their advice, girls may want to focus on only 2 schools. Girls may call the admissions office and ask for the information to be mailed to them.

Parents/guardians should be made aware of all interactions the girls have with higher education institutions.

For girls that would like more of a challenge, girls may wish to use the website [collegecost.ed.gov](http://collegecost.ed.gov) to compare perspective colleges and universities with the information that they have already gathered. With parent/guardian consent, girls may also wish to enjoy a [virtual tour](#) or schedule a campus tour with admissions office. Girls should practice filling out the admissions paperwork for the higher education institutions that they have chosen.



## College Bound: Degree Planning

**Materials:** Number of materials is contingent on the desires of the girls and the number of girls participating.

1. Internet
2. Library
3. Telephone
4. Parent/Guardian Permission

**Directions:**

1. Research at least 3 different environmental science undergraduate degree programs at the university or college of your choice.

**EXAMPLE:** conservation and restoration ecology, environmental management, natural resources and wildlife management

2. Obtain a copy of each of the 3-degree plans.
3. Compare the degree plans with special attention to course descriptions, prerequisites, and certification.
4. Ask the school's counseling office about college credits such as AP/IB credits, transferable credits, CLEP credits, and more.
5. Share the information that you have gathered with your family.
6. Share the information with your guidance counselor and inquire about next steps.

**Note:** The [Girl Scout Gold Award](#) represents the highest achievement in Girl Scouting. Open only to girls in high school, this prestigious award challenges you to change the world or at least your corner of it and be eligible for college scholarships, too.

**Accommodations:**

For girls wanting a little more guidance, girls should speak with their parents/guardians and guidance counselor first in order to discuss their current academic standing and available college credits. Based on their advice, girls may want to focus on only 2-degree plans. Girls may call the campus counselor to discuss the degree plan opportunities available to them. Parents/guardians should be made aware of all interactions the girls have with higher education institutions.

For girls that would like more of a challenge, girls may wish to investigate degree plans not traditionally focused on environment careers (professional development or eco-marketing). With parent/guardian consent, girls may also wish to schedule a campus counselor meeting to review their goals and discuss future plans. Girls should inquire about the syllabi and course loads expected from the degree plans.

## College Bound: Scholarships

---

**Materials:** Number of materials is contingent on the desires of the girls and the number of girls participating.

1. Internet
2. Library
3. Telephone
4. Parent/Guardian Permission

**Directions:**

1. Research available scholarship opportunities that you may qualify for from Girl Scouts and your university or college of choice.
2. Pay special attention the scholarships available for pursuing a degree in environmental sciences and careers.
3. Obtain at least 2 scholarship applications.
4. Learn more about CPS Energy's [Corporate College Internship Program](#) and [Student Assistance for Education](#) Internship program.
5. Share the information that you have gathered with your family.
6. Share the information with your guidance counselor and inquire about further actions.

**Note:** Earn college scholarships, check out the scholarships available for graduating high school seniors from Girl Scouts of Southwest Texas! To learn more about available scholarships, visit GSUSA's [website](#). Don't forget to contact your guidance counselor for more available scholarship opportunities.

**Accommodations:**

For girls wanting a little more guidance, girls should speak with their parents/guardians and guidance counselor first in order to focus their research on their scholarship opportunities. With parent/guardian consent, girls may call the financial aid office at a college or university and inquire about the payment processes. Parents/guardians should be made aware of all interactions the girls have with higher education institutions.

For girls that would like more of a challenge, girls may wish to learn about financial aid and use the [Expected Family Contribution \(EFC\) calculator](#) to evaluate their financial need. Girls may also attend a FAFSA seminar or invite a guest speaker to talk about FAFSA. With parent/guardian consent, girls may go online to practice completing a demo or [practice FAFSA](#) or complete the [real FAFSA](#).

# CAREER EXPLORATION

## Career Exploration: CPS Energy Careers

---

**Materials:** Number of materials is contingent on the desires of the girls and the number of girls participating.

1. Internet
2. Library
3. Telephone
4. Parent/Guardian Permission

**Directions:**

1. Visit CPS Energy's [website](#) and research the available career opportunities.
2. Be sure to pay close attention to the benefits provided by CPS Energy.
3. Under the "[Job Opportunities – APPLY NOW!](#)" link, search for all of the positions available in San Antonio, Texas.
4. Identify different positions that interest you.
5. Learn more about CPS Energy's [Corporate College Internship Program](#) and [Student Assistance for Education](#) Internship program.

**EXAMPLE:** engineering associate, project manager, system administrator

6. Research 2 of the positions that interest you most.
7. Pay close attention to the position description, working environment, duties and responsibilities, qualifications, as well as other demands.
8. Share the information that you have gathered with your family.
9. Share the information with your guidance counselor and inquire about next steps.

**Note:** [Girl Scout Gold Award](#) recipients demonstrate extraordinary leadership through remarkable take action projects with sustainable impact on their communities and beyond. The award tells employers that you are a leader who is organized, determined, and dedicated to improving your community.

**Accommodations:**

For girls wanting a little more guidance, girls should speak with their parents/guardians and guidance counselor first in order to discuss their interests and passions to help narrow the field of available career opportunities. Girls may wish to research only one position and evaluate their future educational plans to coincide with the position requirements.

For girls that would like more of a challenge, parents/guardians may encourage girls to supplement their career planning with available self-assessments, career planning guides, employment trends, industry and occupation specific information, and researching careers and employers. Girls may also find resources and services specifically for youth, teens, and young adults. Girls should ask their guidance counselors about the internships, resources, and services available to them.



# Career Exploration: Environmental Science Careers

---

**Materials:** Number of materials is contingent on the desires of the girls and the number of girls participating.

1. Internet
2. Library
3. Telephone
4. Parent/Guardian Permission

**Directions:**

1. Research career opportunities in the field of environmental sciences.
2. Choose at least 3 career opportunities that interest you.  
**EXAMPLE:** climate change analyst, industrial ecologist, environmental chemist
3. Pay close attention to the essential functions, preferred experience and education, as well as starting pay and company benefits.
4. Research the 2 of the positions that interest you most.
5. Pay close attention to the job summary, essential functions, preferred experience and education, as well as other competencies.
6. Learn more about CPS Energy's [Corporate College Internship Program](#) and [Student Assistance for Education](#) Internship program.
7. Share the information that you have gathered with your family.
8. Share the information with your guidance counselor and inquire about next steps.

**Note:** The [Girl Scout Gold Award](#) tells employers that you are a leader who is organized, determined, and dedicated to improving your community. [Girl Scout Gold Award](#) recipients rate their general success in life significantly higher and report higher success in reaching their goals within many areas.

**Accommodations:**

For girls wanting a little more guidance, girls should speak with their parents/guardians and guidance counselor first in order to discuss their interests and passions to help narrow the field of available career opportunities. Girls may wish to research only one position and evaluate their future educational plans to coincide with the position requirements.

For girls that would like more of a challenge, parents/guardians may encourage girls to seek part time employment to supplement their college expenses. Girls may calculate a monthly budget based on their financial need for school and living expenses to formulate the amount of income they must earn. If appropriate, girls may self-assess their employment suitability.

## Career Exploration: Career Planning

---

**Materials:** Number of materials is contingent on the desires of the girls and the number of girls participating.

1. Internet
2. Library
3. Telephone
4. Parent/Guardian Permission

**Directions:**

1. Compare the salary or pay and benefits of the 3 environmental careers that you chose.

**EXAMPLE:** environmental health specialists average 4-6 years in school and may earn an average of \$63, 570 a year with a good job outlook

2. With your parent/guardian assistance, chart your probable monthly expenses.

**EXAMPLE:** rent (\$500), groceries and gas (\$300), and utilities (\$150)

3. Use the financial information you have gathered to map out a monthly budget.

**EXAMPLE:** \$950 a month

4. Evaluate the amount of money you will have to put into savings and your total disposable income.

5. Reflect on the advantages and disadvantages of each of your careers.

6. Learn more about CPS Energy's [Corporate College Internship Program](#) and [Student Assistance for Education](#) Internship program.

**Note:** The [Girl Scout Gold Award](#) tells employers that you are a leader who is organized, determined, and dedicated to improving your community. [Girl Scout Gold Award](#) recipients rate their general success in life significantly higher and report higher success in reaching their goals within many areas.

**Accommodations:**

For girls wanting a little more guidance, girls should speak with their parents/guardians and guidance counselor first in order to discuss their interests and passions to help narrow the field of available career opportunities. Girls may wish to research only one position and evaluate their future educational plans to coincide with the position requirements.

For girls that would like more of a challenge, parents/guardians may encourage girls to supplement their career planning with available self-assessments, career planning guides, employment trends, industry and occupation specific information, and researching careers and employers. Girls may also find [resources](#) and services specifically for youth, teens, and young adults. Girls should ask their guidance counselors about the internships, resources, and services available to them.

# Advocacy



## Advocacy: Waterways

---

**Materials:** Number of materials is contingent on the desires of the girls and the number of girls participating.

**Directions:**

1. Learn more about [San Antonio River Authority \(SARA\)](#). Be sure to research their major initiatives and pay special attention to upcoming events. Identify a community service project. Examples of service include Volunteer Planting Day, Mission Reach Tree Planting, and becoming a [Watershed Warrior](#). For more assistance, [contact](#) SARA or schedule a FREE educational [presentation](#) in your community!
2. Discover more about [Texas Living Waters Project](#) and identify ways to become a friend of fresh water, explore the issues and identify a Take Action opportunity. [Additional resources](#) are provided for your community. Find more educational resources and volunteer opportunities by [contacting](#) them!
3. Explore the [Sierra Club](#)'s campaigns and programs, find out more about their mission and values. The Sierra Club has local chapters that provide opportunities for outdoor activities and activism on local and state levels. Identify one way to [Take Action](#). For more ways to volunteer, check out the [Sierra Club Volunteer Connection](#)!
4. Complete at least one Take Action project to protect our waterways.
5. Feel connected to your community, locally and globally, by forming healthy relationships through volunteerism.
6. Use this opportunity to advocate for yourself and others on issues that are important to you.
7. You should feel empowered to make a difference in the world.
8. Share your leadership experience with friends, family, and the community.
9. Celebrate your accomplishments!

**Note:** For more information about volunteering your time, please contact the Resource Center or your local waterways protection agencies/organizations.



## Advocacy: Community Garden

---

**Materials:** Number of materials is contingent on the desires of the girls and the number of girls participating.

**Directions:**

1. Volunteer at a local community garden or ask your community to help start a garden. Do not forget to request in-kind donations of gardening tools, soil, seeds, and other gardening necessities.
2. Feel connected to your community, locally and globally, by forming healthy relationships through volunteerism.
3. Use this opportunity to advocate for yourself and others on issues that are important to you.
4. You should feel empowered to make a difference in the world.
5. Share your leadership experience with friends, family, and the community.
6. Celebrate your accomplishments!

**Note:** For more information about volunteering your time, please contact you're the Resource Center or [Green Spaces Alliance](#).

## Advocacy: Conservation

---

**Materials:** Number of materials is contingent on the desires of the girls and the number of girls participating.

**Directions:**

1. Contact your local water or utilities company and ask about what you can do in your community to conserve water or energy.
2. Volunteer your time to help conserve water and energy in your community.
3. Feel connected to your community, locally and globally, by forming healthy relationships through volunteerism.
4. Use this opportunity to advocate for yourself and others on issues that are important to you.
5. You should feel empowered to make a difference in the world.
6. Share your leadership experience with friends, family, and the community.
7. Celebrate your accomplishments!

**Note:** For more information about volunteering your time, please contact the Resource Center or [CPS Energy](#) or [San Antonio Water System \(SAWS\)](#) for San Antonio and surrounding counties.

# Leadership

## Leadership: Discover

---

**Materials:** Number of materials is contingent on the desires of the girls and the number of girls participating.

1. Large piece of paper
2. Colored pencils or markers
3. Internet
4. Library
5. Parent/Guardian Permission

**Directions:**

1. Girls will create a community map, also known as a drawing or list that shows a community's needs and resources.
2. Girls should focus on one location in their community with which they are the most familiar.
3. Girls should supplement their maps by using the internet, library, and personal contacts.
4. The most important identifications on the maps should be:
  - a. Community issues
  - b. Community experts
  - c. Supportive groups
  - d. Community organizations
  - e. Public places
5. After drafting the community map, girls should write down their interests and passions next to the identifications. Girls may also list their personal friends, family, and contacts.
6. Using this map, girls will be able to formulate a project idea!

**Note:** Project ideas should focus on environmental and conservation issues. Girls will develop a stronger sense of self, positive values, and critical thinking skills. Girls will seek challenges in the world and gain practical life skills. This activity is completely girl-led!

**Accommodations:**

For girls wanting a little more guidance, girls should complete this activity in a group with the assistance of parents/guardians or leaders. Brainstorming will be easier with people to bounce ideas off of and provide constructive criticism. Girls will be better prepared for planning with different points of view.

For girls that would like more of a challenge, with the permission of parents/guardians, girls may volunteer at charitable organizations in their community in order to discover the organization's mission and values. Girls should reflect on their experiences and decide which community service best fits their interests and passions.



## Leadership: Connect

---

**Materials:** Number of materials is contingent on the desires of the girls and the number of girls participating.

1. Internet
2. Library
3. Phone
4. Transportation
5. Parent/Guardian Permission

**Directions:**

1. With parent/guardian permission, girls will reach out and communicate with the community experts, organizations, and supportive groups from their community map.
2. Girls will present their project ideas and partner with an expert, organization, or group for a [take action](#) project.
3. Girls will build a team of family, friends, colleagues, etc. to complete their take action project.
4. Girls will act as the leader of their [take action](#) project and provide professional and constructive instructions to all team members.

**Note:** Project plans should address environmental and conservation issues. Girls feel connected to their community and develop healthy relationships to advance diversity in a multicultural world, promote cooperation and teambuilding, and learn to resolve conflicts.

**Accommodations:**

For girls wanting a little more guidance, girls should form a team of leaders in which each member is assigned specific tasks to complete for the [take action](#) project. Girls may be in charge of creating the flyers, finding a venue for an event, or obtaining in-kind donations. Girls will be in charge of their own assigned task and will build their teams according to their goals.

For girls that would like more of a challenge, with the permission of parents/guardians, girls may volunteer at charitable organizations in their community in order to market their [take action](#) project and recruit more team members. Girls should reflect on their experiences and decide which team members will work most effectively together.

## Leadership: Take Action

---

**Materials:** Number of materials is contingent on the desires of the girls and the number of girls participating.

1. Internet
2. Library
3. Phone
4. Transportation
5. Parent/Guardian Permission

**Directions:**

1. With parent/guardian permission, girls will [take action](#) to finish their project!
2. Girls will be expected to take the lead to carry out the plan.
3. After completing the project, girls will take the time to reflect on their accomplishments.
4. Girls may wish to ask for feedback from others.
5. Girls should evaluate their success.
6. Girls will share what they have done with others.

Note: Project plans should address environmental and conservation issues. Girls will be able to identify community needs, be resourceful problem solvers, advocate for themselves and others. Girls will feel empowered to make a difference in the world while inspiring and educating others to act.

**Accommodations:**

For girls wanting a little more guidance, girls should act with their troop/group to complete their [take action](#) project. Girls should be able to express why their project was important to the community and what issue they addressed. Girls should celebrate what they have accomplished and invite others to celebrate with them!

For girls that would like more of a challenge, with the permission of parents/guardians, girls should create educational materials to distribute within their community. The materials should create a measurable and sustainable impact on the community, inspiring others to act. Girls may think about turning their take action project into a [Girl Scout Gold Award](#) project!

## Additional Activities

---

### Activities:

[www.watt-watchers.com](http://www.watt-watchers.com)

#### History of Science

**Grade Level:** HS

**Theme:** Cooling & Heating, Electricity, Materials, Transportation, Food

#### Entropy Power & Generation

**Grade Level:** HS

**Theme:** Electricity

#### Atomic & Nuclear Phenomena

**Grade Level:** HS

**Theme:** Electricity

#### Investigating Potential & Kinetic Energy

**Grade Level:** HS

**Theme:** Cooling & Heating, Electricity

#### Population Math

**Grade Level:** HS

**Theme:** Electricity, Water

#### Modeling Population Growth

**Grade Level:** HS

**Theme:** Electricity, Water

#### Integrating “Energy 101”

**Grade Level:** HS

**Theme:** Cooling & Heating, Electricity, Materials, Transportation, Food

#### Energy Engineering Design

**Grade Level:** HS

**Theme:** Electricity

#### Water Texas Film Festival

**Grade Level:** HS

**Theme:** Water

#### Grand Challenges

**Grade Level:** HS

**Theme:** Water

#### Careers in Chemistry

**Grade Level:** HS

**Theme:** Food, Materials

#### Working Through Food Deserts

**Grade Level:** HS

**Theme:** Food





**YOU DID IT!**



**CONGRATULATIONS**



## For More Information

Most of us don't think much about electricity or natural gas in our daily lives. We flip a light switch or turn a gas knob, and the energy we need is there. For almost 70 years, CPS Energy has provided reliable, affordable energy for our community. And our energy bills remain among the lowest in the nation, even as our community continues to grow.

How do we continue to be among the best, even in light of a national recession, fluctuating fuel prices, and expected taxes and regulations on emissions from fossil-fueled power plants?

We believe the answer lies in the [Strategic Energy Plan](#), our roadmap for supplying the power Greater San Antonio needs for a bright, sustainable energy future. It focuses on four key objectives: increasing our energy efficiency and conservation efforts; expanding renewable-energy resources; providing cost-competitive electricity; and maintaining our strong commitment to the environment. Furthermore, our Vision 2020 plan summarizes our key accomplishments and addresses the challenges we have as we transition from a company focused on low-cost power from traditional generation sources to a company that provides affordable, reliable power based on a variety of sustainable sources.

If you would like to learn more, please visit us [online](#), or take advantage of the opportunities we offer for you or your organization to learn more about our energy future.



[CPS Energy](#) offers free, informative presentations to local civic groups, neighborhood associations, businesses and other organizations. One of our employees will be happy to discuss our Strategic Energy Plan, energy efficiency initiatives, environmental programs, energy safety or other topics of interest.

Generally, our presentations last from 15-20 minutes, but can be modified to fit your schedule. We need at least two weeks advance notice of your meeting to schedule a team member to speak with your group.

If your organization would like to add one of our [Speakers Team](#) presentations to the agenda of your next meeting, please fill out the speaker request form. Please be sure to provide detailed information so we can assist you as quickly and efficiently as possible. If you have any other questions, please **call** (210) 227-TALK (8255) or **email** [talk@cpsenergy.com](mailto:talk@cpsenergy.com).



# End of Booklet

Girl Scouts of Southwest Texas  
811 North Coker Loop  
San Antonio, Texas 78216  
(210) 349- 2404 or 1-800-580-7247  
[www.girlscouts-swtx.org](http://www.girlscouts-swtx.org)

To learn more about CPS and their mission, visit:  
[www.cpsenergy.com](http://www.cpsenergy.com)

