

Digital Cookie[®]

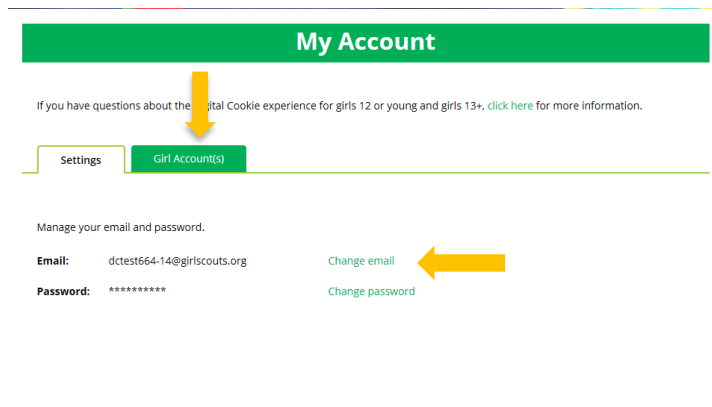
My Account tab

Use this tab to update your email address or password, or girl information.

Step 1: While logged into Digital Cookie, click on the “My Account” at the top of the page.



Step 2: You can either change your email or password OR click on the “Girl Account” to change her name or email address (if she is 13 or over)



Step 3: Clicking on the “Change Email” will give you a screen to update your email address to a new one.

My Account Settings

Change Your Email

For Security reasons, when you change your email address you must also change your Digital Cookie password.

New Email:

Current Password:

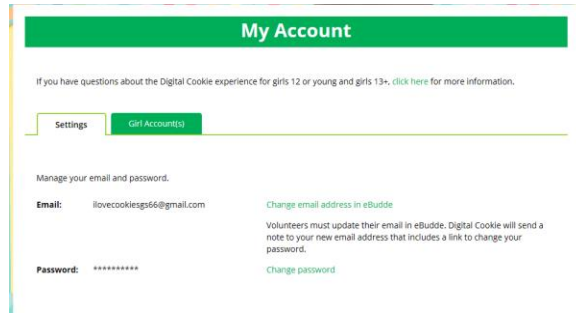
New Password:

Your password must be at least eight characters and include at least one uppercase letter, one lowercase letter, and one number. You may also include special characters such as !, #, \$.

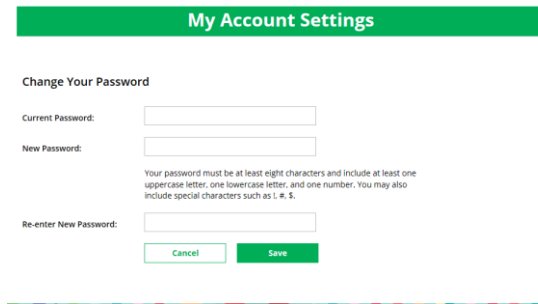
Re-enter New Password:

Digital Cookie®

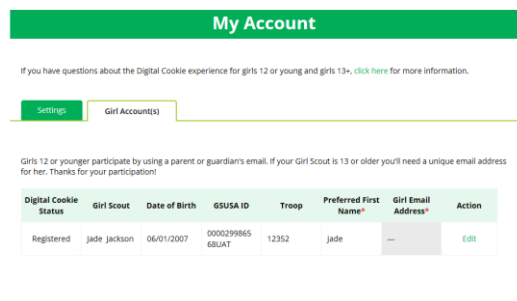
Step 4: If you are also a Troop or Service Unit Volunteer, you will be unable to change your email address here. You will need to update your email address in eBudde instead.



Step 5: Clicking on the “Change Password” will give you the opportunity to update your password



Step 6: Clicking on the “Girl Account” tab will allow you to update the girl preferred first name and girl email address if she is 13 or over.



NOTE: Updating your email in Digital Cookie does not mean it will be updated in your council membership system. Please login to MyGS to update your email there as well.