



Registering for Digital Order Card Parents/Girls Under 13

1

Watch for your registration email* from “Girl Scout Cookies” ([email@email.girlscouts.org](mailto:email@girlscouts.org)) with the subject “Register for the Digital Cookie Platform Today”. These emails went out to parents on December 13th. Search your “Promotions/Clutter/Spam” folder too.

*If you have not received the email then go to digitalcookie.girlscouts.org and click the “Forgot password/Need a registration” email link. Use the email address that you registered your girl with to request a new password.



Dear Jessica,

With another awesome Girl Scout Cookie season on the horizon, it's time to help your girl get even more from participating in the largest girl-led entrepreneurial program in the world! Remember, because cookie proceeds stay local, the more successful she is, the more new, unique, and amazing experiences she can help power for herself and her troop all year long!

When she superpowers her cookie sale by adding the Digital Cookie® platform to her traditional sales, she also gets more opportunities to learn essential life skills, gain a ton of confidence and practice leadership the Girl Scout way—helping her achieve her goals and get incredible things done. It takes her sale to the next level!

And there's more. The Digital Cookie platform provides a great opportunity for you to spend high-quality time with your girl while enabling her to reach family and friends—both near and far—to grow her sale.

Don't miss out on all the adventure! Register to use the Digital Cookie platform this year, and work with your girl to update her site. Yearly registration is required for participation.

And remember, safety first! If your girl is engaging in digital marketing and sales activity beyond friends and family, please have her follow these important guidelines:

- Her online marketing and sales efforts should always be girl-led while still being supervised by her parents or guardians.
- Make sure your girl reviews and applies the [Digital Marketing Tips for Cookie Entrepreneurs and their Families](#).

Register Now



Click: Green “Register Now”

2

In the email is a green button to take you to the Digital Order Card registration site. Simply click that button!

(For best results, use the most recent version of your web browser)

3

Once you click the link you'll be on the Digital Order Card 6.0 site. You'll need to create a password.

Create your New **Digital Cookie** Password

When you create your password, a confirmation email will be sent.

New Password:

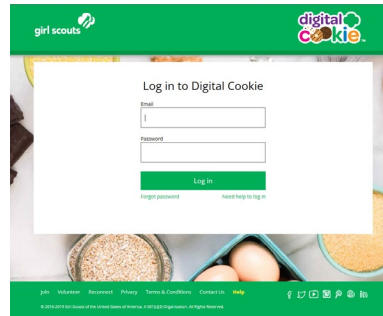
Passwords must be 8-18 characters, including 1 number, capital letter and lowercase letter, with optional special characters: !, @, or #

Confirm Password:



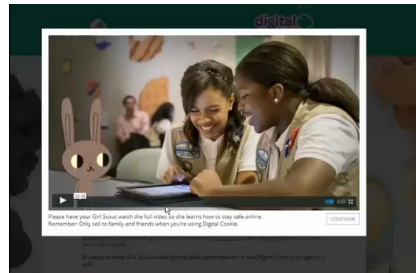
4

Use your new password to log in. Remember to use the same email address where you received your registration email-that's the one your Girl Scout Council has on file for you.



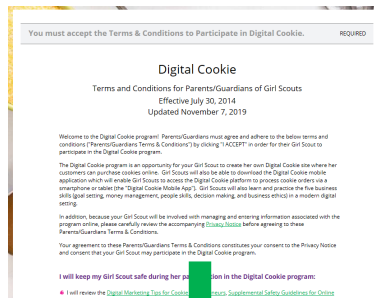
5

When you first log in, you will have the “*Safe Selling for Smart Cookies*” safety video pop-up to watch and review with your Girl Scout(s). You full can't proceed any further until the video has been viewed.

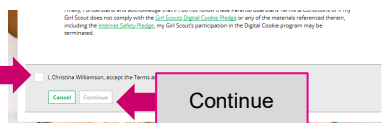


6

Read and accept the Terms and Conditions agreement. Note, if you are a volunteer, you will first see an additional Terms and Conditions for Volunteers.



Check box to accept





7

Next, the “Girl Scout Safety Pledge” will appear. Be sure to read it to/with your Girl Scout(s). Then check the box for “accept” and click “continue.”



You will then be taken to a screen to register your girl or girls for the Digital Cookie program.



If the Girl Scout you are registering is 13 or older, you can enter her email address and she will complete her own registration process. (See “[Site Registration--Girl 13 and Older](#)” Tip Sheet for instructions.) Girls under 13 will login in partnership with her caregiver.

After registering all your girls (if you have multiple girls), you will click the “Access Site” button to be taken to the first girl’s home page.

8

Once you have registered, watch your inbox for a registration confirmation email and save this email where you can find it during cookie season!

Next Steps: [Site Setup](#)
[Marketing to Customers](#)

Other useful trainings: [Earning Badges](#)
[Accessing the Games/Videos](#)