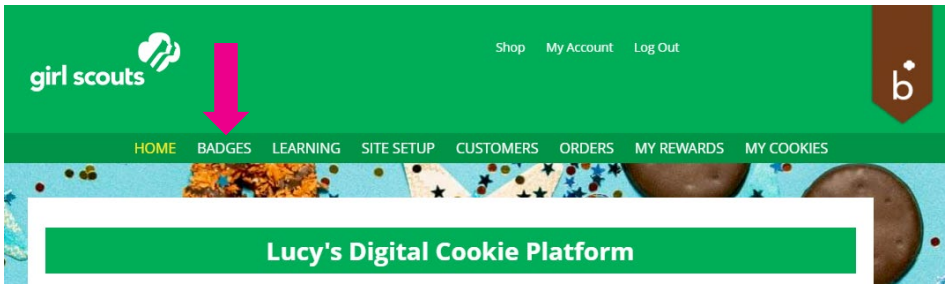


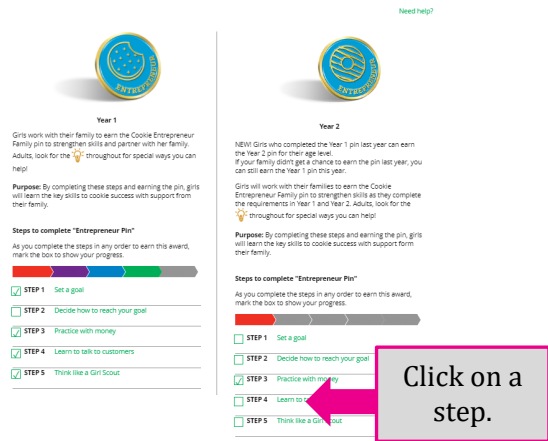
Digital Cookie®

Cookie Entrepreneur Pins/Badges

Step 1: While you are logged in to Digital Cookie, click the link for “Badges” to be taken to the Cookie Entrepreneur Family Pins and Cookie Business badges that your Girl Scout can view and complete.



Step 2: You’ll be taken to a page that displays the Cookie Entrepreneur Family Pins and the Cookie Business badges appropriate to your Girl Scout’s level. For the badges, girls can read an overview of the step. For full details, she can check with the troop volunteer or purchase the online requirements using the shop link or from your local council store. For the Cookie Entrepreneur Family Pins, girls can click on the instructions for each step:



Digital Cookie®

Step 3: The instructions for that step of the pin will pop up.



My Junior Pin and Badges

< Back

Junior Entrepreneur Pin - Step 1

COOKIE ENTREPRENEUR Family

I did this

Strategize your sales

Talk with your family to figure out a realistic goal of how many cookies you think you can sell, then set a specific goal focused on your sales method—like how many packages you'll sell digitally or how many customers you can reach. Enter your package goal in your [Digital Cookie site setup](#).

Adults: The path to success

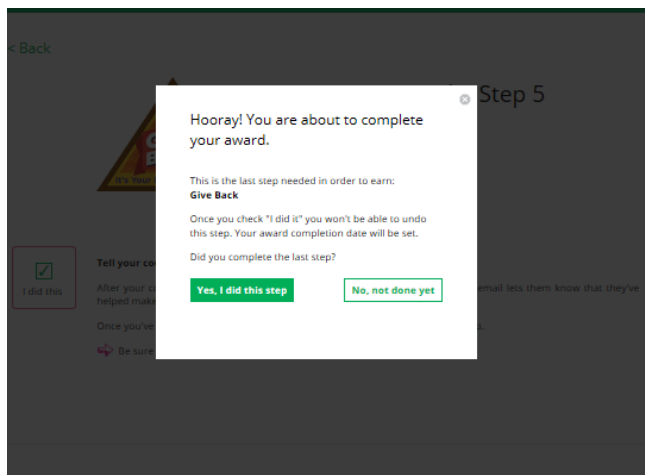
Goal setting isn't only about numbers—it can also be about sales strategy. Help her think through all the different ways she could make a sale, then create a goal for one of them.

Be sure and check the box to show that you've completed this step.

Check the box when the activity is finished.

Link to activities she can complete in the site.

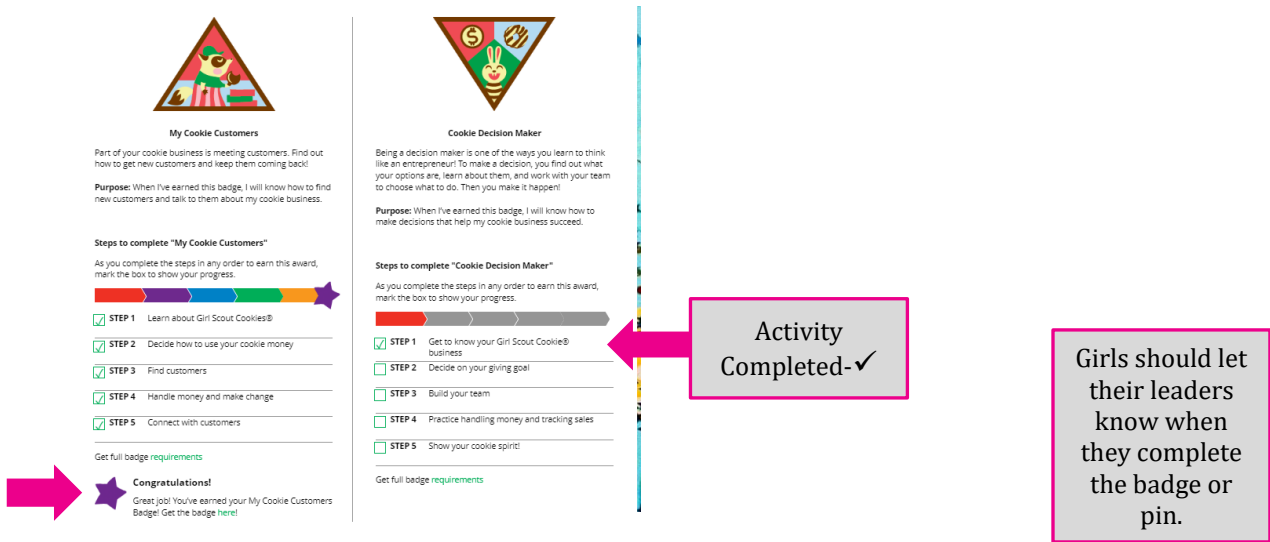
NOTE that when a girl checks the box for the last step in earning that pin, she will get a pop-up asking her to confirm it. Once she marks the steps as complete and the pin earned, she can't go back.



When she marks the box as completed, it will show as completed on her badge page.

Digital Cookie®

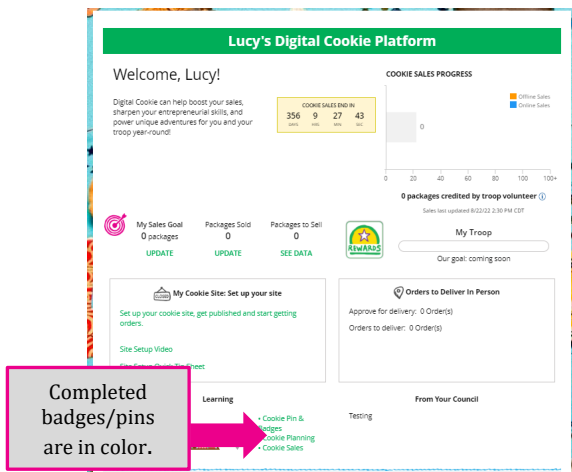
Step 4: Girls can mark the steps as completed even if they finished the badge earlier. If she wants to do the steps again, she can— they are all great tools for her cookie sale. When she has completed all the steps, a star will appear at the end of her progress bar and she will get a message of congratulations!



Activity Completed-✓

Girls should let their leaders know when they complete the badge or pin.

Step 5: Once the girl has completed her badge or pin it will display in color on her home page.



Completed badges/pins are in color.