

# MAKE YOUR MARK WITH GIRL SCOUTS AND MY LITTLE PONY

## Do our part, **HOOF TO HEART!**

In Equestria, our ponies know that the most powerful magic comes when we're working together and being our true selves. There are so many great ways to make your mark on your community from being a good friend, to expressing gratitude, to learning how to take care of the planet. No one understands doing their part (hoof to heart) better than Girl Scouts!

So let's make our mark the Girl Scouts and My Little Pony way with these fun activities!



### **PSSST, ADULTS:**

Check out the back page of this activity book for tips on how to lead this activity!

Complete the challenge to unlock a limited-edition My Little Pony Make Your Mark patch!

## This Girl Scout **MAKE YOUR MARK** Challenge includes:

- ♥ Activities to help you learn about being a good friend
- ♥ Crafting project to help you spread friendship and happiness to Everypony
- ♥ Educational activities to help you make a positive impact in your community

Learn more at [girlscouts.org/mylittlepony](https://girlscouts.org/mylittlepony)

CHALLENGE ONE

# Make a Friend, **MAKE YOUR MARK**

With a partner, talk about what it means to be a good friend. Come up with three important friendship rules and discuss why each rule is important.

Write or draw a picture of these rules in the three speech bubbles provided!

For example, take Sunny Starscout, an Earth Pony and Alicorn from Equestria. Sunny is always looking on the bright side. She's kind to Everypony, and she stands up for others – even when it's hard!



**1) BE KIND TO EVERYPONY**

**2) ALWAYS LOOK ON THE BRIGHT SIDE**

**3) STAND UP FOR OTHERS**

**DRAW OR WRITE YOUR  
FRIENDSHIP RULES IN THE  
SPEECH BUBBLES PROVIDED.**



Learn more at [girlscouts.org/mylittlepony](https://www.girlscouts.org/mylittlepony)

CHALLENGE TWO

# Make an Impact, ★MAKE YOUR MARK★

Even when it was hard, Sunny stood up for the unicorns and pegasi to make sure that all felt welcome in her home, Maretime Bay.

Color in the below pictures of our Mane 5 ponies. Then, with the help of an adult, cut out the pictures and glue each to a Popsicle stick, turning them into puppets. In small groups, act out scenes to practice standing up for someone and being courageous, strong, and kind.



**You'll need:**

- ♥ 5 x Popsicle sticks
- ♥ Crayons/colored pencils
- ♥ Scissors
- ♥ Help from an adult

**Example script to try:**

*Hitch*: "Can I join the game?"  
*Pipp*: "But we already started!"  
*Hitch*: "Oh, okay..."  
*Sunny*: "Pipp, we can start the game again so that Hitch feels included. Everyone likes to feel welcome!"

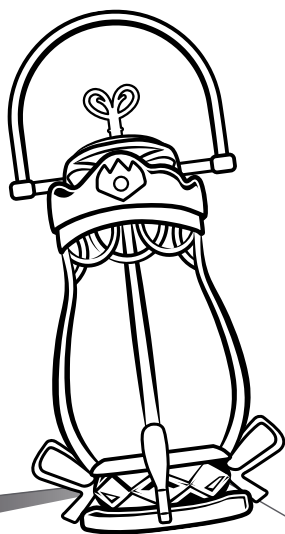
CHALLENGE THREE

# Make a Gesture, **MAKE YOUR MARK**

**Our ponies sure do like to say “thank you”, like when Izzy fixed up Sunny’s favorite lantern to brighten her day.**

Think about someone who has helped you or done something nice for you in the past!  
Write them a thank you note or draw a picture to say “thank you”.

Then, with the help of an adult, cut off the instructions before giving your note to the person who helped you.



**IZZY,**

Thank you so much for fixing my dad’s lantern. You are so thoughtful, and that made me very happy!

From, Sunny

**DEAR**

\_\_\_\_\_

\_\_\_\_\_

\_\_\_\_\_

\_\_\_\_\_

\_\_\_\_\_

\_\_\_\_\_

\_\_\_\_\_

\_\_\_\_\_

\_\_\_\_\_

\_\_\_\_\_



Learn more at [girlscouts.org/mylittlepony](https://girlscouts.org/mylittlepony)

CHALLENGE FOUR


# Make a Cleaner Earth, **MAKE YOUR MARK**

**My Little Pony's Earth Ponies have a special kind of magic. They use their powers to grow yummy fruits and vegetables in the community garden.**

Taking care of our planet is important. While we might not have Earth Pony magic, we can find other ways to take care of the planet, like composting!

Composting helps us produce less trash. It takes leftovers like fallen leaves, sticks, fruit and vegetable peels, and eggshells, and mixes them in soil, giving it more nutrients to help plants grow stronger – kind of like Earth Pony magic!

Sort out the waste items below by drawing lines connecting images to the correct trash, recycling, and composting bin!



Liked this environmentally friendly activity? Check out more Girl Scouts activities like it at:

[www.girlscouts.org/en/activity-zone.html](http://www.girlscouts.org/en/activity-zone.html)



Learn more at [girlscouts.org/mylittlepony](http://girlscouts.org/mylittlepony)



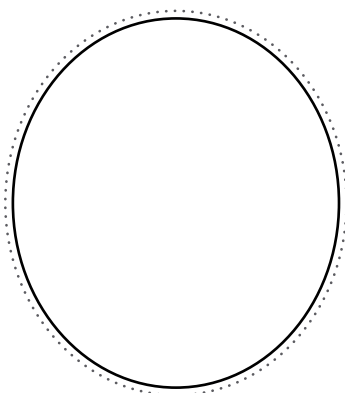
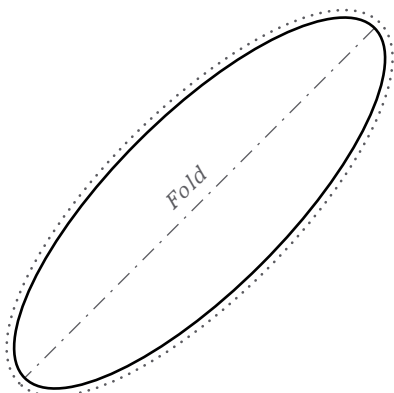
# Make Some Art, **MAKE YOUR MARK**

**You can make the world a better place by spreading joy,  
and there are lots of ways to do so!**

Izzy spreads joy to other ponies in Maretime Bay by upcycling special crafts, or as she calls it, “uni-cycling!”

As a Girl Scout, you can do the same! With some recycled paper, scissors, tape, and pipe cleaners, follow the instructions to “uni-cycle” these crafting supplies into paper flowers.

Then, give the flower to someone in your community who could use a little up-cycled joy, perhaps a friend who lives by your three friendship rules. Or, maybe your troop leader can help deliver your troop’s flowers to a local hospital!”



**1.** With the help of an adult, use the template above to cut out ten petals from a colored sheet of paper.

**2.** With the help of an adult, use the template above to cut out one flower center.

**3.** Glue the petals to the back of the center as show above.

**4.** Use tape to fasten the pipe cleaner to the back of the flower center and petals.

**5.** With the help of an adult, write a nice message or draw a happy picture in the middle of the flower!

*Example:*

**‘I HOPE THIS BRINGS  
A LITTLE MAGIC TO  
YOUR DAY!’**



**You’ll need the following items:**

- ♥ Recycled paper
- ♥ Tape / glue stick
- ♥ Pipe cleaners
- ♥ Scissors
- ♥ Help from an adult



# You **MADE YOUR MARK**

and your community a better place!

When you want to bring joy to the people around you, you can always use this toolkit to help remind yourself of how to be a good friend, stand up for others, express your thanks, protect the earth, and make others smile!

My Little Pony and Girl Scouts want to remind you that the best thing you can do to make your community a better place is be yourself.

**Let your unique sparkle shine!**



**You completed the Girl Scout Make Your Mark Challenge with My Little Pony.**

Go to [girlscouts.org/mylittlepony](https://girlscouts.org/mylittlepony) to unlock your My Little Pony Make Your Mark patch and for more challenges!



Learn more at [girlscouts.org/mylittlepony](https://girlscouts.org/mylittlepony)

# How Caregivers and Troop Leaders Can Make Their Mark



Work with your Girl Scout(s) to complete each challenge and take special care to help them with Challenges 2, 3 and 5, which require scissors!

## Supplies you'll need:

- Printed *Challenge Activity Book* (PDF)
- Pen/pencil
- Coloring supplies (crayons/markers/colored pencils)
- Recycled paper
- Scissors
- Pipe cleaners
- Popsicle sticks
- Tape/glue sticks

**TIP:** Print this book one-sided for best results!

Collaborate with other Girl Scouts to share their results, and use this as a community building tool to get your Girl Scouts excited about helping others in ways that feel unique and authentic to them.

## Did your girls enjoy this activity? For more fun, try:

- **Girl Scout activities:** Explore free activities for girls and troops, resources for troop leaders, and exciting live virtual events for girls of all ages. Visit [girlscouts.org/activities](https://girlscouts.org/activities).
- **Girl Scout Multicultural Community Celebration patch:** Celebrate and learn about the customs, values, and traditions of different cultures within the United States. This year includes Hispanic Heritage Month, Native American Heritage Month, Black History Month, Asian American Pacific Islander Heritage Month, and LGBTQIA Pride Month. Visit [www.girlscouts.org/en/activities-for-girls/for-every-girl/multicultural-community-celebrations.html](https://www.girlscouts.org/en/activities-for-girls/for-every-girl/multicultural-community-celebrations.html).
- **Girl Scout camp:** Summer might feel far away but it's never too early to plan an adventure. Day and overnight camps offer a range of programs and activities to spark new friendships and interests. Visit [girlscouts.org/camp](https://girlscouts.org/camp).



Learn more at [girlscouts.org/mylittlepony](https://girlscouts.org/mylittlepony)