



# YOUR GUIDE TO GOING BRONZE

The Girl Scout Bronze Award

# BRONZE AWARD AT A GLANCE

## 8 STEPS TO BRONZE



**STEP 1**  
**Go on a Junior Journey,** including the Journey Take Action project.



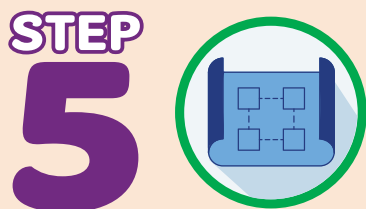
**STEP 2**  
**Build your team.** Your team can be a troop or part of a troop. You can be a group of individually registered girls, or a girl who has arranged to work with friends.



**STEP 3**  
**Explore your community** to learn about community issues that interest you. This can be your school, your neighborhood, Girl Scouts, or your faith-based community. Share what you've discovered with your team.



**STEP 4**  
**Choose a project.** Research your team's top community issues, discover root causes, and decide on a Bronze Award Take Action project.



**STEP 5**  
**Make a plan** to carry out your Bronze Award Take Action project.



**STEP 6**  
**Put the plan in motion.** Spend 20 hours each to earn the award. Your planning time counts too. Use the log in your guide to track your time.



**STEP 7**  
**Spread the word** about your project when you're done. Inspire others! You can give a presentation at your school or to your service unit or to another troop.



**STEP 8**  
**Submit a final Report** before September 30 of your sixth grade year to share your experience with Girl Scouts of the Jersey Shore.


*Then...Celebrate!*



## TABLE OF CONTENTS

Get Ready for a BIG Adventure! .....	2
About the Bronze Award Project .....	3
Here's How to Get Started.....	3
<b>Step 1:</b> Go on a Junior Journey.....	4
<b>Step 2:</b> Build Your Team.....	7
<b>Step 3:</b> Explore Your Community.....	9
<b>Step 4:</b> Choose Your Bronze Award Project.....	11
<b>Step 5:</b> Make a Plan .....	18
<b>Step 6:</b> Put Your Plan in Motion .....	22
<b>Step 7:</b> Spread the Word .....	24
<b>Step 8:</b> Submit Your Final Report.....	25
What Comes Next?.....	25





# GET READY FOR A BIG ADVENTURE!

The Bronze Award is the highest honor a Girl Scout Junior can achieve. When you work on the award, you'll get a chance to use your unique skills and explore your interests. And you'll have a chance to make a real difference in your community.



Troop Troop 50058 earned their Bronze Award by planting a garden for residents at a senior community. They also played games with residents.



Girl Scout Troop 76 earned their Bronze Award by collecting and organizing children's books for a children's hospital.



Girl Scout Troop 50061 earned their Bronze Award by creating care boxes for children receiving chemotherapy. They also recruited a stylist who cut hair to donate for wigs.



Girl Scout Troop 668 created a pollinator garden for their Bronze Award. The girls learned that pollinators, like bees and butterflies, were at risk. They researched the possible reasons and taught about the plants that help pollinators thrive.

## ABOUT THE BRONZE AWARD

**The Bronze Award Take Action project is special.** It will be different than other projects you've done as a Girl Scout, like collecting coats for the homeless or pet food for an animal shelter.

These projects are great, but with the Bronze Award project, you'll take a deeper look at a community issue. You and your team will research to understand what causes the issue. You'll think of solutions. And, you'll work with the community to complete your project. That's what makes the Bronze Award project a Take Action project!



## HERE'S HOW TO GET STARTED

Let's get going! You'll need to check these three items off your to-do list before you begin working on the Bronze Award:

### YOU'RE READY WHEN...



- ✓ You are in fourth or fifth grade
- ✓ You are registered as a Girl Scout Junior
- ✓ You've completed a Girl Scout Junior Journey, including a Take Action project



Your Junior Journey is important. In fact, completing it is the first step in earning the Bronze Award. If you've already done a Junior Journey, including a Take Action project, start with the reflection activity on page 6. Then move on to Step 2 of the Bronze Award.



# STEP 1



## Go on a Junior Journey

Doing a Journey will help you build skills like planning and working with a team. As you work on a Journey, you'll also have new experiences like meeting people in your community.

You'll need these skills and experiences to succeed on your Bronze Award Take Action project. You'll also earn new leadership awards that you can be proud of.

### WHAT JUNIOR JOURNEY SPARKS YOUR INTEREST?

#### Choose from these Junior Journeys:



- It's Your World—Change It!**  
Explore your own talents and learn about women who have made the world better. As you follow along in *Agent of Change*, you'll also discover the benefits of teamwork—whether it's talking about energy use, helping a local food bank, or using your unique talents in other ways.



- It's Your Planet—Love It!**  
As part of *GET MOVING!*, you'll go for nature walks, interview power-use experts, and conduct energy audits of local buildings. Then complete a Take Action project by launching carpools, working to dim the lights on city buildings, and promoting energy savings at school.



- It's Your Story—Tell It!**  
Exploring new roles and busting stereotypes are just two of the activities you'll enjoy on the *aMUSE* Journey. Whether it's role-playing, speaking to actors about their characters, or starting a "mix-it-up" day to meet new classmates, you'll develop increased confidence and inspire others.



### Or choose these digital Junior Journeys: (find them in the Volunteer Toolkit)



- Think Like an Engineer**  
You'll discover how to think like an engineer by participating in hands-on design challenges and completing a Take Action project.



- Think Like a Programmer**  
You'll learn how programmers solve problems, participate in interactive computational-thinking activities, and complete a Take Action project.



- Think Like a Citizen Scientist**  
In this Journey, you'll practice the scientific method by undertaking a citizen science project. You'll make observations, collect data, and work with scientists who provide feedback on research and findings. Then, you'll complete a Take Action project.



- Outdoor**  
Deepen your outdoor skills and learn about protecting the environment when you go outdoors. Plan a Take Action project that makes your favorite outdoor space a better place.

Use the Award and Badge Explorer to learn more about Journeys. Find it at [gsfun.org/bronze](https://gsfun.org/bronze)



Once you've completed your Journey, reflect! Your answers may help you tackle your Girl Scout Bronze Award.



# REFLECT!

WHAT DID YOU DISCOVER ABOUT YOURSELF?



WHO DID YOU CONNECT WITH?



HOW DID YOU USE THE GIRL SCOUT LAW DURING YOUR JOURNEY?

FANTASTIC!

HOW DID YOU TAKE ACTION?



WHAT DID YOU LEARN BY DOING A JOURNEY?




## STEP 2




## Build Your Team

**Earning a Bronze Award is a team project.** You and other Girl Scout Juniors will go on this adventure together. Your whole troop or a group of girls from your troop can be a team. Don't know any other Girl Scout Juniors? Friends can be on your team—as long as they are in fourth or fifth grade.

**After you've built your team, hold a meeting to get to know each other.** Even if you've been in a troop together or friends for years, see if you can discover something you didn't know! Play a game or two to get the ball rolling. Try "ROLL WITH IT".



### ROLL WITH IT

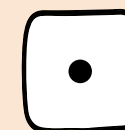


**What you'll need:**


Dice.

**What to do:**


Sit in a circle. Each person has a chance to roll the dice and answer a question based on the number rolled.




What is your favorite Girl Scout experience and why?



What one thing would you change in the world and why?



Where is your favorite place to be and why?



What is one of your strengths? When did you use it?




Who do you most admire and why?



**WILD CARD**—you can answer any question you'd like!





**Then, think about the things you love to do.**

Do you love spending time with friends? Whipping up a treat or two in the kitchen? Being outdoors? Building a robot in your room? Does a good book or a zipline make you happy? List it all. Then share your list with your team. You'll learn about the interests and talents of your teammates. Some of these may be useful to know for your Bronze Award project. And some will just be fun!

**IN MY FREE TIME I LIKE TO:**

-----  
-----

**THESE MAKE ME HAPPY:**

-----  
-----

**MY BEST MEMORY IS:**

-----  
-----

**I'M INTERESTED IN:**

-----  
-----

**THESE ARE MY TALENTS:**

-----  
-----

**I'VE ALWAYS WANTED TO LEARN:**

-----  
-----

**Before you end your first team meeting, decide on team rules.**

**HINT:** Use the Girl Scout Law as your guide.

# STEP 3



## Explore Your Community

**Earning the Bronze Award is an adventure.**

**Start by exploring.** Take a look at what's going on around you. That's the best way to come up with project ideas that will make a difference.

Take a fresh look at your community: your block, your neighborhood, your school. As you walk, bike, or ride, keep your eyes open for ways you and your team can make a positive change. Look for problems that could be fixed or improved.

Use the chart on page 10 to keep track of your ideas. Follow the example if you need help getting started.



### YOU CAN USE THESE IDEAS TO HELP YOU OBSERVE:



**Keep an open mind.** Ideas can come from anywhere. Are students wasting paper in school? Would your neighborhood be improved with a wall mural? Is there a missing sidewalk that makes walking difficult? Observations like these may be a Bronze Award project.



**Make it a team activity.** Get together as a group to walk your school or block. Discuss what you see.

### IF YOU'RE STUCK:

Think about something that would make your own life better. Chances are good that others have the same need.

**Here's an example:** Maybe you feel like you should get more exercise so that you'd be healthier. But you don't know how to get started. Other people probably feel the same way. You could create a "Let's Move It" club that meets a few days a week after school. You could learn jump rope techniques, run races, organize games—anything that keeps you and others active.



# MY OBSERVATION CHART

**What I see...**  
(list your observations)

**Maybe our team could...**  
(list your ideas for making a difference)

**Example:**

I see many cars screeching in front of school. Drivers go too fast. Drivers on phones. Crosswalk not visible, paint is faded.

We could talk to the city about painting the crosswalk. We could learn about crosswalk safety and start a program at school to teach students. We could hang flyers to remind parents to practice safe driving.

Example text area with horizontal dashed lines for writing.

Example text area with horizontal dashed lines for writing.

## STEP 4



## Choose Your Bronze Award Project

**1** Meet with your team. Share your observations. Choose the ones you're most excited about!

**2** Make a list of the team's top observations.

**3** Brainstorm how your team might make a difference.

OBSERVATIONS

BRAINSTORM IDEAS




Large empty box for writing observations with horizontal dashed lines.

Large empty box for writing brainstorm ideas with horizontal dashed lines.

Use a separate piece of paper if you need more room!

**4** Work together to choose the top three topics/issues that interest the team.



TOPIC 1:

TOPIC 2:

TOPIC 3:

**5** Get information! Research to understand the root causes of the three topics/issues and to find solutions.



You can research at the library (books, magazines, newspapers) and online. Read the Internet Safety Pledge. Find it at [gsfun.org/SafetyPledge](http://gsfun.org/SafetyPledge).

**It's also a good idea to talk to experts.** You might find it hard to talk to adults about your project, especially if you don't already know them. Start with people you know first, like your teachers and neighbors. Speaking with adults like these first can help boost your confidence. When you do talk with others, go as a team. You'll find it helpful to be in a group.

**6** Take Notes. Use the project idea sheets on the next few pages to keep track of what you learn when you research.

Here's an example:

**PROJECT IDEA #1**

**OBSERVATION:** Lots of cars screeching in front of our school.

**WHAT I READ OR WHO I TALKED TO:** Crossing guard and kids at school.

**WHAT I LEARNED:**

- Drivers drive too fast.
- Crosswalk isn't very visible.
- Drivers are on their phones.
- The paint is faded.

**MAYBE WE COULD...**

- Talk to the city about painting the crosswalk.
- Post signs or hand out flyers reminding parent drivers not to text and drive.





**PROJECT IDEA #1** \_\_\_\_\_

OBSERVATION:

Two purple-outlined boxes with a black infinity symbol connecting them.

WHAT I READ OR WHO I TALKED TO:

WHAT I LEARNED:

Large purple-outlined rectangular box for notes.

MAYBE WE COULD...

Large purple-outlined rectangular box for notes.



**PROJECT IDEA #2** \_\_\_\_\_

OBSERVATION:

Two purple-outlined boxes with a black infinity symbol connecting them.

WHAT I READ OR WHO I TALKED TO:

WHAT I LEARNED:

Large purple-outlined rectangular box for notes.

MAYBE WE COULD...

Large purple-outlined rectangular box for notes.



**PROJECT IDEA #3** \_\_\_\_\_

OBSERVATION:

WHAT I READ OR WHO I TALKED TO:

\*

WHAT I LEARNED:



MAYBE WE COULD...



**7** Share your project idea charts with your team.

**8** Together pick one project topic. If you're having trouble deciding, ask the questions below about each topic/issue. Your answers may help you.

\*

\*

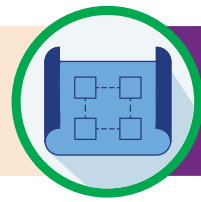
\*

\*

\_\_\_\_\_  
\_\_\_\_\_  
\_\_\_\_\_



# STEP 5



## Make a Plan

**Great job!** By now, you've already learned some things about your community. And you've picked a topic for your Bronze Award Take Action project. Give yourself and your team a pat on the back! Ready to move forward? Start by making a plan. It's a surefire way to get off to a good start. **Think your plan through by answering these questions:**

WHAT IS THE GOAL OF YOUR TEAM PROJECT?

WHAT SPECIAL TALENTS CAN EACH GIRL USE TO MAKE THE PROJECT A SUCCESS?


HOW CAN YOU GET OTHER PEOPLE INVOLVED?

WHAT STEPS DOES YOUR TEAM NEED TO TAKE TO REACH THE PROJECT GOAL?



WHAT SUPPLIES WILL YOUR TEAM NEED?	WHAT WILL IT COST?
	\$
	\$
	\$
	\$
	\$
	\$
	\$
	\$
	\$
	\$
	\$
	\$
	\$

Can you change the project so that it doesn't cost anything?



**TOTAL:**

If not, how will your team earn the money it needs?

- Donations
- Girl Scout Cookie Program funds
- Money-earning project

## Can you make your project last?

Making your project last—even after you're done is called sustainability. Girl Scout Silver and Gold Awards are sustainable. So thinking about sustainability can help you prepare for these Highest Awards. **Read below to see how one team made their Bronze Award project sustainable.**



### SUSTAINABILITY: HERE'S WHAT ONE TEAM DID...

*One Bronze Award team wanted to make new students feel more at home at their school. They started a program called "What a Pal!" The program was a buddy program for new students. The Bronze Award team ran the program until they graduated. But the program didn't end there. The team asked the principal to continue the program and the principal agreed. As a result, students who are new to the school always have a buddy.*



### HOW COULD YOUR TEAM MAKE YOUR PROJECT SUSTAINABLE?


## READY TO ROCK YOUR PLAN?

Answer this question as a team and you'll be ready to roll in Step 6.



### WE WILL KNOW WE HAVE MADE A DIFFERENCE WHEN...

# STEP 6

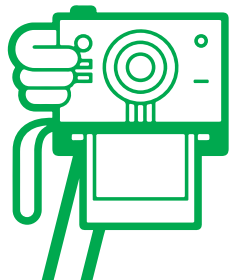


# Put Your Plan in Motion

Use the Take Action Chart on this page to assign tasks and due dates. Use the log on the next page to keep track of the time YOU spend on your Bronze Award Take Action project. Make copies of these pages if you need more space.

## TEAM ACTION CHART

ACTION TO TAKE	HOW WE'LL DO IT	DUE DATE	WHO WILL DO IT?



**DON'T FORGET!** Take photos or shoot video to document your Bronze Award Take Action project as you work on it. Use these items to tell your Bronze Award story in *Step 7: Spread the Word.*



# MY TIME LOG



You can use this log to track the time you spend on your Girl Scout Bronze Award Take Action Project.

DATE	WHAT I DID	TIME SPENT
<b>TOTAL:</b>		



# STEP 7



## Spread the Word

Each Bronze Award Take Action project tells a story of inspiration and teamwork. It's also a story of change for the better. Before you submit your final report, tell your story! When you tell your story, be creative and have fun. After all, your story celebrates all you have accomplished.

### How will your team tell their Bronze Award story?

It's up to you, of course! You can:

- ✦ Create a presentation
- ✦ Make a photo collage
- ✦ Put together a scrap book
- ✦ Create a short video

**Think about these questions as a team.** Your answers can help you put your Bronze Award story together.



How did you decide what was needed in your community?

How did you live out the Girl Scout Promise and Law?



How did you solve problems that came up?

How has your team made the world a better place?



How did your team work together?

What did you discover about yourself?



**Once you've put your story together, find ways to share it so that you can inspire others.** Share your story with another Girl Scout troop, your service unit, or students at your school. You can post your story online with the help of your troop leader or another troop volunteer. Present your project at a community meeting. Or, display your project at a local library for others to see.

## DID YOU KNOW?

As a Girl Scout, you're a member of a worldwide community. There are Girl Scouts and Girl Guides in 146 countries! Take time to think about how people in other parts of the world might address the issue that you've chosen to work on. Are there ways to tell your story to people in other places so that they can learn about what you did?



# STEP 8



## Turn in Your Final Report

You've made it to the last step! Submit a final report about your Bronze Award Take Action project to Girl Scouts of the Jersey Shore. Each girl submits her own.

You can submit your report online. Leaders can approve your award, but the online report makes it official. The report form can be found at [gsfun.org/bronze](https://gsfun.org/bronze).

Girl Scouts of the Jersey Shore is excited to learn about all you've accomplished, and we can't wait to invite you to our Bronze Award Ceremony.

## WHAT COMES NEXT?



**Give thanks.** Be sure to thank everyone who has helped you along the way. A hand-written note or an email with a project photo means a lot.



**Celebrate Girl Scout-style.** Plan a special ceremony with your team to receive your Bronze Award pins, certificates, and letters of recognition.



## Set your sights on Silver and Gold Awards. Imagine all you can do!



### The Girl Scout Silver Award

- Earn the Girl Scout Silver award when you're in grades 6-8.
- Be registered as a Girl Scout Cadette.
- Complete a Girl Scout Cadette Journey before you begin.
- Find out more at [gsfun.org/silver](https://gsfun.org/silver).



### The Girl Scout Gold Award

- Earn the Girl Scout Gold award when you're in grades 9-12.
- Be registered as a Girl Scout Senior or Ambassador.
- Complete two Senior or Ambassador Journeys or one Journey (if you've earned the Girl Scout Silver Award) before you begin.
- Find out more at [gsfun.org/gold](https://gsfun.org/gold).

### Did you know?

The Gold Award is the highest achievement in Girl Scouts. Earning the Girl Scout Gold Award can help you stand out when you apply to college. And, some scholarships are just for Gold Award Girl Scouts. You can also skip one rank when you enlist in the military as a Gold Award Girl Scout. Gold Award Girl Scouts are recognized as leaders who make the world a better place!





**girl scouts**  
of the jersey shore

242 Adelpia Road • Farmingdale, NJ 07727  
gsfun.org

