



Eco Advocate


It's called Mother Earth or Mother Nature because every living thing depends on nature to survive. What are your priorities when it comes to valuing and protecting nature? As an eco advocate, you'll learn how environmentalists work on issues from endangered species to the destruction of rain forests. Then you'll discover a nature issue important to you, find solutions, and make a difference.

Steps

1. Learn what eco advocates do
2. Find an issue you're passionate about
3. Come up with a solution
4. Advocate for your issue
5. Teach others how to advocate for your cause

Purpose

When I've earned this badge, I'll have learned how to advocate for environmental issues concerning nature.



Leave No Trace

Learn and be prepared to use the Leave No Trace Seven Principles to help protect the environment whenever you're outdoors. The principles are:

✓ **Plan Ahead and Prepare:** Do what it takes to accomplish your goals safely and enjoyably, while also minimizing damage to the land.

✓ **Travel and Camp on Durable Surfaces:** Avoid travel damage, which occurs when surface vegetation or communities of organisms are trampled beyond recovery. The resulting barren area leads to soil erosion and development of undesirable trails.

✓ **Dispose of Waste Properly:** Carry out what you carry in—never dump anything on a campsite or into a water source. Bury solid human waste at least 200 feet from water, trails, and camp—and at least 6–8 inches deep.

✓ **Leave What You Find:** Don't collect or take anything from the outdoors.

✓ **Minimize Campfire Impacts:** If campfires are not allowed in certain parks or protected areas, pack a lightweight cooking stove and lantern.

✓ **Respect Wildlife:** Only check them out at a distance. Never approach, feed, or follow them.

✓ **Be Considerate of Other Visitors:** Remember you're not alone in the wilderness. Keep your voices down and let nature be the loudest sounds you hear.



STEP

1 Learn what eco advocates do

Every step has three choices. Do ONE choice to complete each step. Inspired? Do more.

There are many ways you can advocate for nature. You can be part of an organized effort or do something in your daily life. You can take photographs, volunteer, do research, impact laws, fundraise, or craft a career around protecting the environment. Find out what environmental advocates do and how you can fit in.

CHOICES—DO ONE:

- ☐ **Attend a meeting for a local environmental advocacy group to learn what they do.** Find out about their mission, their priority issues, and the tips and techniques they use for successful advocacy.
- OR ~~~~~
- ☐ **Meet someone on your city council or a city employee with an environmental position or cause.** Search on websites for your local city council members and committees and find out who is involved in environmental issues. Email or call the councilperson to set up a meeting for you (and your troop, if desired) to find out how they use advocacy and their influence to tackle local environmental issues.
- OR ~~~~~
- ☐ **Meet with someone who works in state government or law to help the environment.** This could be an environmental lobbyist or attorney, legislative advocate, or environmental policy advisor. Find out how they impact change in environmental policies and law. Learn their tips and techniques for successful advocacy.

Prepare Ahead: Take the LNT Awareness Course

Before you begin this badge, go to the Leave No Trace website (www.lnt.org/learn/online-awareness-course) and take the 30- to 60-minute awareness course that includes questions about Leave No Trace practices and techniques. (Note: The course doesn't work on a mobile device.) Learn about the Leave No Trace history and mission, and find out about visitor-created impacts in recreational areas. You can print a certificate when you complete the course.

Eco Advocacy Careers to Explore

If you're passionate about environmental advocacy, explore a major in **Environmental Studies** or **Environmental Science**. Depending on your goals, you might seek a degree in environmental law or political science with a focus on environmental politics and policy. Some eco advocacy careers to explore:

- * Campaign and Grassroots Manager
- * Digital Content Specialist
- * Environmental Educator
- * Environmental Engineer
- * Environmental Lawyer
- * Environmental Lobbyist
- * Environmental Planner
- * Environmental Writer
- * Fundraiser
- * Government Regulator
- * Marketing and Communications Director
- * Nonprofit Director
- * Park Ranger or Naturalist
- * Photographer and Videographer
- * Policy Analyst
- * Policy and Communications Director
- * Sustainable Design Specialist
- * Wildlife Rehabilitator

STEP 2 Find an issue you're passionate about

Everything in nature is important and worth protecting. Is there a local issue that concerns you most? Start by researching environmental issues at your local library or scroll through “Environmental Topics” on the Environmental Protection Agency website to read about issues from acid rain to ocean dumping. You can also search Wikipedia’s “Index of Conservation Articles” to find what resonates most with you and your community.

CHOICES—DO ONE:

- ☐ **Read news about the environment.** This can be environmental newsletters, blogs, and websites. Also check local news websites for environmental issues in your area. Choose one issue you want to advocate for.

OR

- ☐ **Host and hold a community forum with family and friends.** Find out about local environmental concerns and learn what they care about and why. Focus on one environmental issue you're passionate about and want to advocate for. Talk to attendees about solutions and ask how they would like to be involved.

OR

- ☐ **Host and hold a teen town hall meeting.** Do this with your troop or teens from your school and area. Find out about their environmental concerns, and what they care about and why. Focus on one environmental issue to learn more about and recruit a teen action team to be involved.

Analyze This

When you're passionate about a cause, it's easy to believe all the information that supports it. But sometimes “facts” are misleading or downright false. That's why it's important to investigate your sources carefully before spreading information. Are your sources trustworthy and reliable? Is there scientific data to support the facts? Log on to a trusted fact-checking website to verify statements and assertions.





Issue Alert:

National Parks & Problems

Utah's Zion National Park recently considered requiring reservations to its already overcrowded park. If instituted, this would be a first for a national park, but others might follow suit: including Yellowstone, Yosemite, and Grand Canyon. Tight staff and budgets are some reasons parks may struggle to conserve nature. Besides overcrowding, parks have challenges when visitors scratch names on monuments and boulders, fly drones to take photographs, make new paths off established trails, and even wash laundry in water sources (really!).





STEP 3 Come up with a solution

You targeted a nature issue that concerns you and did the research. Now come up with a possible solution. You might have one in mind or need to brainstorm it further. Keep these questions in mind: How will your solution help? Is it the most practical and realistic idea? Will your solution provide a lasting impact?

CHOICES—DO ONE:

- ☐ **With a focus on your issue, talk to an expert.** Talk to someone—a professor, a scientist, an environmental advocate—who can help you find out about or brainstorm solutions for your issue. Choose one to implement.

OR ~~~~~

- ☐ **Find an environmental group or activists working on solutions to your issue.** Learn about the impact each solution is making and choose one to focus on.

OR ~~~~~

- ☐ **Organize a team to do research.** This might be your troop or a group from school. Work together to research and come up with one solution that will impact your issue.



Solutions Found

These three legendary eco heroes found solutions to environmental problems:



Use of Pesticides

Solution: **Rachel Carson** wrote *Silent Spring* to reveal the devastating effects that pesticide usage has on the environment. Her work resulted in policy changes for pesticide use. Carson is credited with laying the groundwork for the Environmental Protection Agency.

Conservation for Wildcats

Solution: Biologist and conservationist **Shivani Bhalla** works to protect lions and other large carnivores in Kenya by showing people in local communities how to coexist with these animals and help preserve their habitats. She partners with local people and encourages them to lead the charge.



Degradation of Public Land and Forests

Solution: Professor **Wangari Maathai** introduced the idea of community-based tree planting in Africa that would reduce poverty and conserve environments in areas of need. She won a Nobel Peace Prize in 2004.



ADVOCACY SKILLS

To become a successful nature advocate, learn how to:

RUN MEETINGS

Prepare for a meeting and run it effectively by coming up with an agenda, encouraging discussion, reaching a consensus on issues, and making others feel empowered.

SPEAK IN PUBLIC

Share your views articulately in a debate, on a panel, or in a group discussion.

ORGANIZE EVENTS

There are a lot of little details involved in preparing and carrying out a successful event. Find out what they are and plan accordingly.

RECRUIT MEMBERS

Whether you started your own group or already belong to one, inspire new members to join the cause. Remember, there is strength in numbers!



STEP 4 Advocate for your issue

When you advocate for nature, it can include volunteering with local environmental organizations, changing policy on a nature issue, gathering petition signatures, writing blogs, participating in awareness campaigns, and so much more. You can organize environmental events, recruit people to join an advocacy group, and spread the word about finding solutions. All you need is commitment, perseverance, and a passion to seek justice for nature.

CHOICES—DO ONE:

- ☐ **Create and implement a campaign.** Communicate to the public about your issue by using your choice of media—music, art, or photography—to enhance your campaign.
OR ~~~~~
- ☐ **Volunteer with an existing environmental group.** Find a group that is working on your issue; help them find solutions and advocate at the state or regional level.
OR ~~~~~
- ☐ **Organize an event to advocate.** Use your skills to organize an event that brings people together to share awareness or help come up with solutions for your cause. Evaluate your event and determine next steps in your advocacy efforts.

Issue Alert:

Tossing “Natural” Items

Many people believe that it’s ok to throw “natural” food items, like apple cores or banana peels, outdoors. In fact, some insist that it will actually help wildlife. Leave No Trace teaches that feeding wildlife damages their health, alters their natural behavior, and exposes them to predators. Leaving behind natural food items or feeding squirrels trail mix out of your hand are examples of what *not to do* to keep nature safe. Create an awareness campaign about the dangers of discarding natural food items.



Issue Alert:

Outdoor Music Festivals

Being in a natural, outdoor setting is a cool way to watch music, but when thousands of people gather for an outdoor music festival, it leaves an enormous carbon footprint. Concert organizers have become more “green” over the years by encouraging recycling, carpooling, and offering solar energy power for established campsites. Some eco-minded festivals sell eco-friendly merchandise, compost or donate leftover food, and build performance stages from sustainable materials. What are some ways you can think of to make music festivals zero waste?

STEP 5 Teach others how to advocate for your cause

Success with advocacy often depends on the people you can rally to help support your cause. Whether you are recruiting one or many, the same skills apply: be passionate about what you're doing, share your issue and solutions articulately, and have solid goals for the future. By inspiring others to your cause, you ensure that your work will continue to make a difference.

CHOICES—DO ONE:

- ☐ **Put together resources about your cause.** Compile your resource materials from your research so others can learn how to impact your cause. You might create a handout, a social media page, or blog. Include helpful information about your cause, such as statistics, websites, reading lists, studies, environmental organizations, and more. Encourage others to contact you if they find new information about your cause.

OR

- ☐ **Organize a group to continue working on your cause.** Make sure to explain why you chose this cause and how you've made a difference so far. If you can, write a short mission statement about the issue and your plan for the future.

OR

- ☐ **Empower a group of children or a younger troop.** Encourage young activists by having them develop games, songs, or activities that support your issue.



Purpose/Mission/ Goal/Impact

Use this worksheet to get a concise and meaningful focus on your cause by answering these questions:

1 What is the problem and why do you want to make a difference?

.....

.....

.....

.....

2 How do you intend to make a difference?

.....

.....

.....

.....

3 What do you hope will happen?

.....

.....

.....

.....

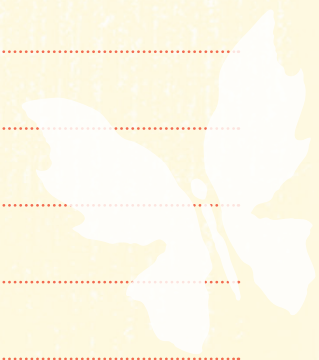
4 What difference have you made so far?


.....

.....

.....

.....





Going on a Journey? Do some badge work along the way.

Your Voice, Your World: The Power of Advocacy provides you with valuable tools to advocate for a solution to a problem you care about. Make your issue an environmental one and earn your Advocacy award by finding a way to make real and lasting change.

Now that I've earned this badge, I can give service by:

- Teaching younger girls about an environmental issue and how to advocate for something they believe in
- Creating or being involved in an effort for my local community park or school that helps protect nature
- Researching colleges, courses, and careers in the environment and sharing the information with others who are interested in environmental advocacy



I'm inspired to:



©2018 Girl Scouts of the United States of America.

All rights reserved. No part of this publication may be reproduced, distributed, or transmitted in any form or by any means, including photocopying, recording, or by any other electronic or mechanical methods now known or hereinafter invented, without the prior written permission of Girl Scouts of the United States of America, except in the case of brief quotations embodied in critical reviews and certain other noncommercial uses permitted by copyright law. For permissions requests, write to Girl Scouts of the United States of America at the address below or visit the www.girlscouts.org website to access permission request forms.

First published in 2018 by Girl Scouts of the USA
420 Fifth Avenue, New York, NY 10018-2798
www.girlscouts.org

Printed in the United States

©Stock images courtesy of Adobe Stock

Links to third-party websites are provided for convenience only. GSUSA does not endorse nor support the content of third-party links and is not responsible for the content or accuracy, availability, or privacy/security practices of other websites, and/or services or goods that may be linked to or advertised on such third-party websites. By clicking on a third-party link, you will leave the current GSUSA site whereby policies of such third-party link may differ from those of GSUSA.

UPC 64190



7 31955 64190 0