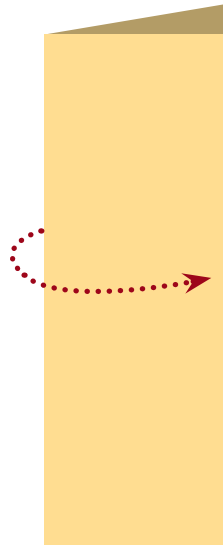





How to Make a Foldable



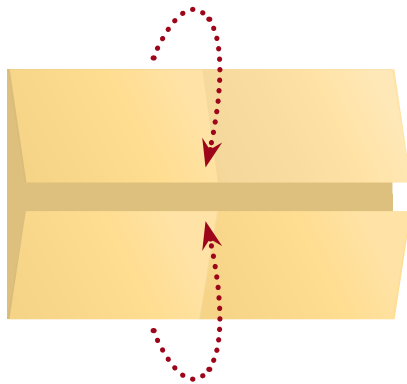
You'll need paper, scissors, and a marker.



1 Fold your paper once the long way (hot dog length).




2 Fold it again in half (hamburger length). Unfold the paper.



4 Fold the top toward the center. Fold the bottom toward the center.



5 Cut the short fold lines to make four doors.



6 Turn it around and add four categories to your foldable. Then keep your tallies!