



## Automotive Manufacturing 1


# Dot Game Instructions

### Instructions for Group 1

**GOAL:** Put six colored dots on a sticky note or index card in a specific pattern

**Each sticky note needs dots applied exactly in this pattern:**

1. Pick up a sticky note and add a yellow dot on the bottom left corner.
2. 
3. 
4. Pass the note to the fourth person who adds two blue dots in the center, touching but not overlapping.




## Instructions for Group 2

**GOAL:** Put six colored dots on a sticky note or index card in a specific pattern

**Each sticky note needs dots applied exactly in this pattern:**

1. Pick up a sticky note and add a yellow dot on the bottom left corner.
2. Pass the note to a second person who adds the red dot on the top right corner
3. Pass the note to the third person who adds two green dots, one on the bottom right and one on the top left corner.
4. Pass the note to the fourth person who adds two blue dots in the center, touching but not overlapping.




Make sure the blue dots touch, but don't overlap!

### Instructions for Group 3

**GOAL:** Put six colored dots on a sticky note or index card in a specific pattern

**Each sticky note needs dots applied exactly in this pattern:**

1. Pick up a sticky note and add a yellow dot on the bottom left corner.
2. Pass the note to a second person who adds the red dot on the top right corner
3. Pass the note to the third person who adds two green dots, one on the bottom right and one on the top left corner.
4. Pass the note to the fourth person who adds two blue dots in the center, touching but not overlapping.



Make sure the blue dots touch, but don't overlap!