




Unplugged

Name: _____

Date: _____

Algorithms

Tangrams Algorithm Activity




This lesson shows us something important about algorithms. If you keep an algorithm simple there are lots of ways to use it. If you want to make sure everyone ends up with the same thing, then your algorithm needs to have a lot of detail.

This activity will show both options.

Directions:

1. Divide into groups of 3-5.
2. Each player should cut out their own set of tangrams.
2. Have one member of each group select an Algorithm Card without showing it to anyone else.
3. The person with the Algorithm Card will try to explain the image to everyone else without letting them actually see it.
4. The other players will build their pictures off of the description given by the Card Holder.
5. When the Card Holder is done, everyone will show their pictures and see if they all ended up with the same image.
6. If everyone ends up with the same drawing, the Card Holder can show the card and see if everyone matched the card.
7. If any of the pictures in the group are different from each other, have the Card Holder try describing the image again, using more detail.
8. Choose a new Card Holder and a new Algorithm Card and repeat until everyone has had a chance to describe an image.

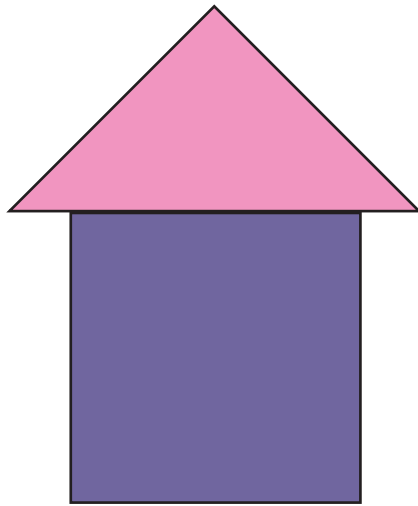


U

Algorithms

Algorithms Card 1

C O
D E




U

Algorithms

Algorithms Card 2

C O
D E

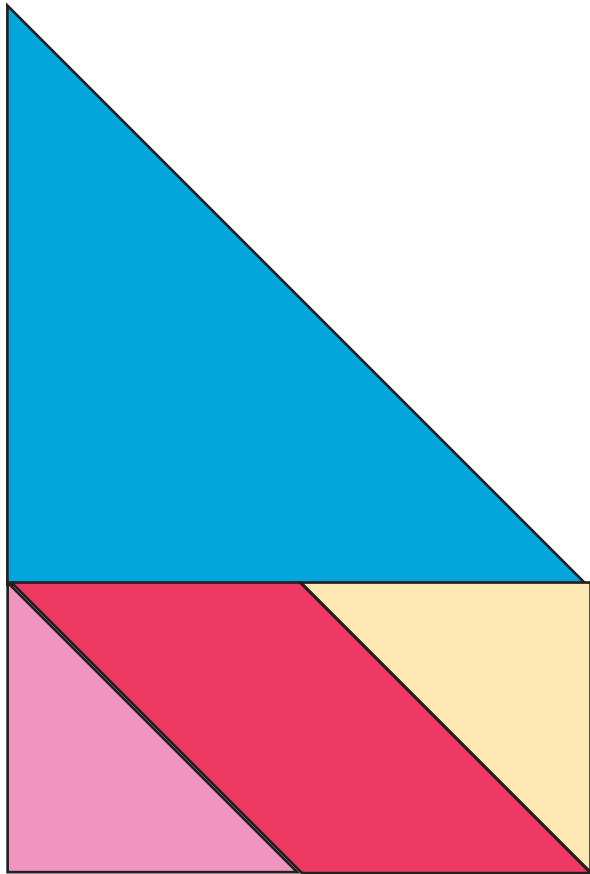


U

Algorithms

Algorithms Card 3

C O
D E



U

Algorithms

Algorithms Card 4

C O
D E

