




Unplugged

Name: _____

Date: _____

Algorithms

Tangrams Assessment Worksheet



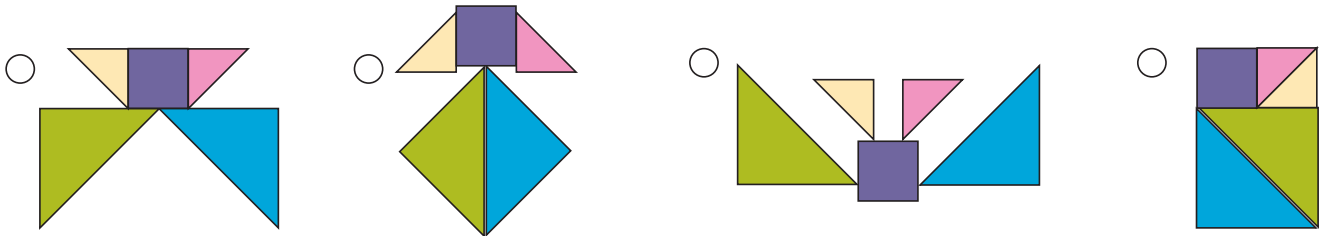
Very specific algorithms help multiple people create identical products.

Less specific algorithms allow a great deal of flexibility for every person to have something different.

Circle the drawing that does not follow the algorithm provided.

Algorithm #1

- 1) Put two large triangles at the bottom of the image.
- 2) Put a square on top of those two triangles.
- 3) Put two little triangles beside the square.



Circle the algorithm that goes with Drawing 1.

Algorithm A

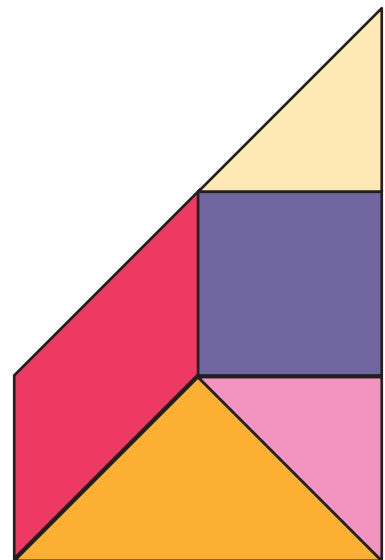
- 1) Use two triangles, a square, and another piece
- 2) Line two triangles up with the square
- 3) Put the last piece on top of the square

Algorithm B

- 1) Use three triangles, a rhombus, and another piece
- 2) Put the rhombus at the bottom
- 3) Put all three triangles above the rhombus
- 4) Put the final piece to the left of everything else

Algorithm C

- 1) Use three triangles, a square, and another piece
- 2) Line two triangles up with the square
- 3) Put a third triangle beneath the other shapes
- 4) Put the last piece on the left



Drawing 1