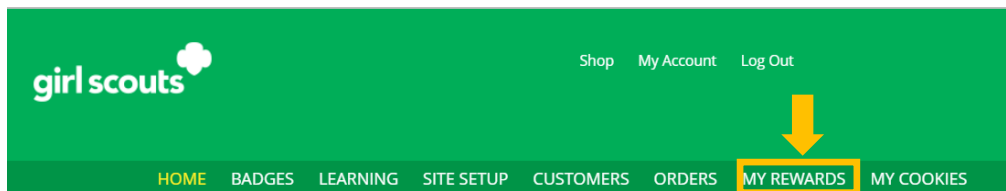


Digital Cookie[®]

My Rewards

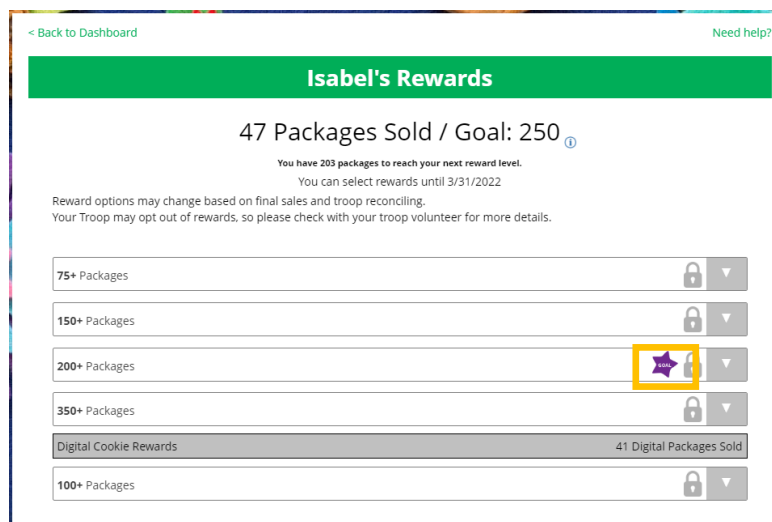
Girl Scouts can see the rewards they can earn for selling cookie packages, get more details about each reward and select which ones they want when they unlock a new reward level through sales.

Step 1: To access the information and see what rewards are available, click the “My Rewards” tab in Digital Cookie.





Girl Scouts can see what rewards are available at various packages sold levels AND if the council offers other types of rewards from Digital Cookie sales or emails, they would be displayed here also.

Girl Scouts can also see where their cookie goal is in relation to the rewards!






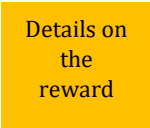
Digital Cookie[®]


Girl Scouts can see all of the rewards they can earn by clicking on the down arrow on the right side. It may still be locked, which means the Girl Scout hasn't yet sold enough packages to earn the reward, but they can still see the rewards and get more details by clicking on them.

150+ Packages  

Once this level is unlocked, you can select one reward/group (if there are more than one) from the list of options. You may adjust your option at any time before the deadline.

<p>Reward 1</p>  <p>UAT Test Council 7</p> <p>View Item</p>	<p>Reward 2</p>  <p>UAT Test Council 6</p> <p>View Item</p>	<p>Reward 3</p>  <p>UAT Test Council 5</p> <p>View Item</p>
---	---	---





UAT Test Council 6

The book description is the pitch to the reader about why they should buy your book. It is sales copy to get them to see that the book is for them (or not), and then make the purchase. ... In many cases, the description is the factor that solidifies in the reader's mind whether the book is for them

Step 2: As the Girl Scout earns a reward they will see a message on their "My Rewards" tab letting them know they earned another reward.

You've earned another rewards level!

Congratulations! Click on the reward level to see what reward(s) are now available to you.

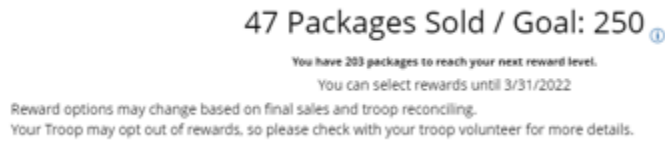
[View Level](#)

11/2/21 9:55

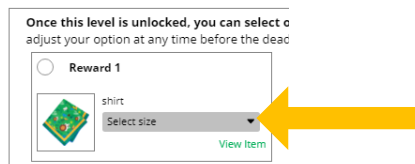
rewards, so please check with your troop volunteer for more details.

Digital Cookie®

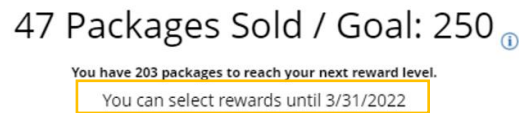
As noted, the data for what rewards the girl has earned comes from the amount of cookies the troop volunteer has in their records for the Girl Scout. Check with the Troop Volunteer if you believe the information is incorrect.



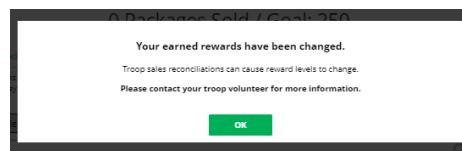
Step 3: When the Girl Scout has earned a new reward they can make a selection if there is more than one choice at that level. They can also indicate the size they want if the item has size options.



To change a reward selection, the Girl Scout simply needs to check the box for her new selection at any point prior to the rewards due date. That date can be found at the top of the screen.



Step 4: If the Troop Volunteer needs to adjust the records of sales, it could impact the Girl Scout's rewards. Should that happen, the Girl Scout would see a message letting them know that rewards had changed.



After the rewards due date, Girl Scouts can still see the rewards that they earned but can't make any more selections. The troop volunteer will have pulled the rewards selections from Digital Cookie and placed the order for them, so they can't be changed.