

girl scouts  
of western ohio

# PARTY LIKE A ROBOT!


*Activities for Girl Scouts  
and Families*



# WHAT IS A ROBOT?

A robot is a machine capable of carrying out a complex series of actions automatically, especially a machine programmed by a computer. Robots are simple machines that follow instructions from people, called programmers, that tell them what to do. Without their programs, robots are just machines made of regular parts.

## PARTS OF A ROBOT



### PROCESSOR:

The processor is what robots use to take in information, follow instructions, and make decisions. It's a lot like our brains!

### SENSORS:

Robots use sensors to understand the world around them, just like we use our five senses to see, taste, touch, smell and hear the world around us!

### ACTUATORS:

Robots have actuators that help them move, these actuators need energy to make the robot move, just like our bodies need healthy food to help us move!



## SIMPLE MACHINES

Robots are simple machines that follow instructions from people, called programmers, that tell them what to do. Without their programs, robots are just machines made of regular parts.

Look around your home for supplies that you could use to make a robot as a family!

In the box below, draw what your robot will look like:



## POSSIBLE ROBOT PARTS:

- Wheels
- Gears
- Levers (tongs, scissors)
- Cardboard and brass fasteners
- Nuts and bolts
- Screws
- Pulleys (paperclip & string)
- Anything else that could be used for a robot!

# SNACK-BOT: TIME FOR A ROBOT SNACK BREAK!

## INSTRUCTIONS:

Using some of the supplies we've suggested, or your own favorite snacks, you're going to build your snackbot!


**STEP ONE:** Choose your robot's head. Is the shape of their head important?

**STEP TWO:** Choose your robot's body. Is your robot big and strong or small and fast?

**STEP THREE:** Find a snack that looks like string. This could be spaghetti, string cheese, licorice or anything you have that looks like a rope! These snacks are your wires. Attach your robot's arms and legs using your wires!

**STEP FOUR:** Test your robot senses! What does your new robot smell like? What does it look like? How does your new robot taste? Can you hear any sounds while you test your robot?

Describe your snack bot:



## SUGGESTIONS:

- Veggies (cherry tomatoes, celery, carrots)
- Fruit (grapes, melon balls)
- Cheese cubes
- Pretzel sticks
- Round dry cereal (ex. Cheerios, fruit loops)
- Spaghetti Pasta
- Pull and peel items like string cheese or licorice
- Marshmallows
- Toothpicks

## EXAMPLE:



# ROBOT SCAVENGER HUNT


Let's go on a Robot Scavenger Hunt!

Can you think of any robots that you see every day? Draw a picture of the types of robots that can be found in your house or in your community.




# DESIGN A BOT

You are the designer! In the space below, design your own robot. Think about the kind of skills your robot might have, or what kind of job it might do.



# CAN YOU SPOT THE DIFFERENCES IN THESE ROBOTS?

CIRCLE ALL 6!



# ALGORITHM - FOR ADULTS

Caregivers, draw a simple picture below, then write instructions to your girl to recreate the image (e.g., If you draw a house you might write down, “Draw a box with a triangle on top and then put a rectangle in the middle of the box. Draw a circle on one side of the rectangle. Draw a small square on each side of the rectangle,” etc.)



# ALGORITHM - FOR GIRLS

Girls, follow your adult's instructions on how to draw their design. Then compare drawings, and see how similar or different they are!





# NUTS & BOLTS OF GIRL SCOUTS

## PROMISE

*On my honor, I will try:  
To serve God and my country,  
To help people at all times,  
and to live by the Girl Scout Law.*

## LAW

*I will do my best to be  
honest and fair,  
friendly and helpful,  
considerate and caring,  
courageous and strong, and  
responsible for what I say and do,  
and to  
respect myself and others,  
respect authority,  
use resources wisely,  
make the world a better place,  
and be a sister to every Girl Scout.*

Girls typically participate in Girl Scouts with girls around their own age in a group called a troop, led by volunteer adults — usually parents or caregivers. There are six program levels in Girl Scouts, and girls can participate all the way through high school!

- |   |  |
|---|--|
|  <b>Daisies K-1</b>  |  <b>Cadettes 6-8</b>      |
|  <b>Brownies 2-3</b> |  <b>Seniors 9-10</b>      |
|  <b>Juniors 4-5</b>  |  <b>Ambassadors 11-12</b> |

## BADGES & PETALS

Badges offer girls the chance to try new things and develop specific skills, from inventing to hiking to camping to managing money.

## LEADERSHIP JOURNEYS

Girls gain leadership skills and dive deeper into topics that are relevant to them, through project-based, multidisciplinary learning adventures that help them team up to identify and solve problems in their communities.

In Girl Scouts you get to design your experience: which of the many Girl Scout opportunities interests you most?



# ADULTS CAN BE GIRL SCOUTS, TOO!

## TROOP SUPPORT

### TROOP LEADERS (2)

- Plan meetings
- Help girls have fun with a purpose
- Keep people safe

### DRIVER/CHAPERONE

- Drive to field trips
- Keep girls focused on fun, learning, and safety during trips and other activities

### What is a Troop Committee?

The term Troop Committee is used to describe the adult leadership team for a Girl Scout troop.

### FALL PRODUCT PROGRAM OR COOKIE MANAGER

- Help the troop have a great Cookie Program
- Manage troop cookie funds
- Gather permission forms
- Help girls set and achieve goals
- Manage troop Fall Product and/or Cookie Program funds

### ADDITIONAL ROLES


- Troop Treasurer
- Troop First-Aider
- Communications Liaison
- Snack Coordinator
- Distributor of sale materials
- Supplies Donor
- Camp trained adult

**Adult support is vital** to the experience girls have in the troop setting. The leadership structure and distribution of duties will depend on troop size and can be customized based on the skills, interests, and availability of adults to best meet their needs and the needs of their girls.

Now that you have experienced some fun Girl Scout activities with your girl, it's time to think about how her journey with Girl Scouts will continue, and how you can help guide her experience!

In Girl Scouts, girls can join troops where they work together with other girls to earn badges, get outdoors, serve their community, participate in the Cookie Program, and so much more! To have successful troops, we need dedicated adult volunteers, and this is where you can help!

Consider the way(s) you can share your skills with your girl and her friends as they explore all that Girl Scouts offers. Talk with other parents and interested adults to form a troop committee so the girls can get started today!



888.350.5090 | [gsw.org](http://gsw.org)  
[customercare@gsw.org](mailto:customercare@gsw.org)



In Partnership With:

