




Girl Scouts – North Carolina Coastal Pines
6901 Pinecrest Road
Raleigh, NC 27613
programteam@nccoastalpines.org



HOME GROWN IN NORTH CAROLINA



North Carolina Department of Agriculture and Consumer Services Patch Program

North Carolina's agricultural industry, including food, fiber and forestry, contributes \$78 billion to the state's economy, accounts for more than 17 percent of the state's income, and employs 16 percent of the work force (<http://www.ncagr.gov/stats/general/overview.htm>). The North Carolina Department of Agriculture and Consumer Services (NCDA&CS) is the leading state agency for agriculture. They are charged with inspecting agricultural facilities, marketing agricultural products and running farmer's markets and research stations statewide.

In order to earn the Home Grown in North Carolina patch, Girl Scouts must complete the following activities:

Part A:

- Activity 1
- 3 other activities list

Part B:

- Visit the N.C. State Fair or a local County Fair
 - At the fair complete 5 activities (including activity 1)

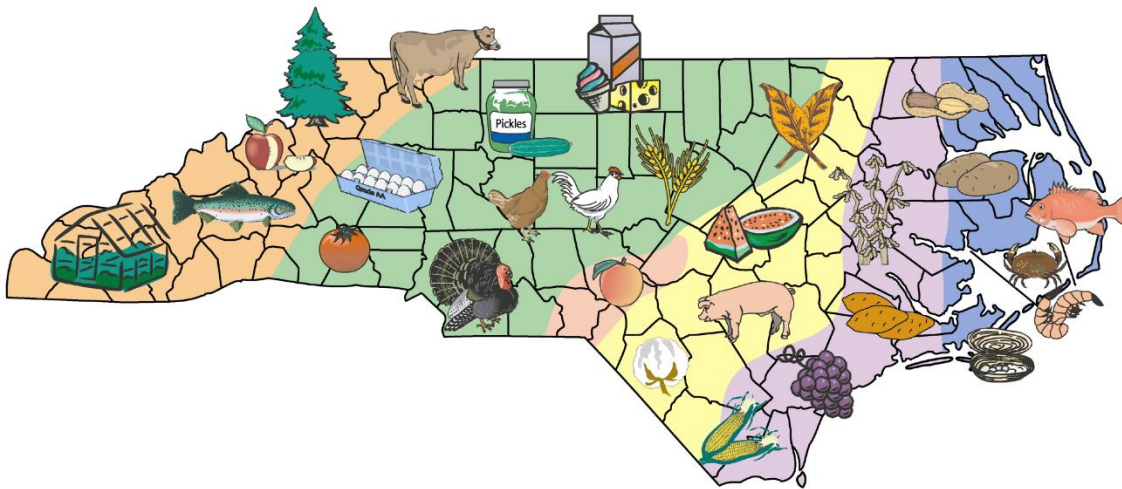


Image from <http://www.ncagr.gov/stats/general/overview.htm>


Home Grown, Part A

Please complete activity 1 and 3 other activities in Part A

1. *****Take a trip!** Make plans to visit one of the following locations. While there, interview an employee and ask the person why the place is important to agriculture. Find out about what type of job this person does. After your visit, make a scrapbook page or write a journal entry about the activities you did.

Visit two of the following:

- Research Station (see www.ncagr.com/research for locations)
 - State-run or local Farmers Market (see www.ncagr.com/markets/facilities/ for more information)
 - Agricultural Fair (see www.ncagfairs.org)
 - Farm
2. **Go to the Grocery Store!** Visit your local grocery store and look for the Goodness Grows in North Carolina label or the Got to Be NC label.
 - Write down five products with this label.
 - What does it mean if a product has this logo on the label?
 - Why is this label important to agriculture in our state?
 - What does it mean when you see the green local sign?



LOCAL

3. **Weights and Measures.** The North Carolina Department of Agriculture and Consumer Services inspect gas pumps and scales statewide. An inspection sticker is placed on the pump or scale once it is inspected. Name five places in your community you have seen this sticker.
4. **Surf the Web.** Visit the NCDA&CS Web site (www.ncagr.com) and answer the following questions:
 - Who is the Commissioner of Agriculture and what is his job?
 - What is the name of the newspaper published monthly by the NCDA&CS?
 - Visit the Ag Statistics Division page. Find the top five commodities in our state.
 - Name the four farmer's markets and two fairs the department runs.
 - Go to the Human Resources Division and visit job listings and choose two jobs. What type of education must you have to take the jobs?

5. **Food Diary.** Make a list of all the foods you eat for one week. Which foods are grown in North Carolina?

6. **Visit a roadside produce stand or farmer's market booth.**
With an adult, visit a roadside produce stand or booth at the farmer's market. Discuss with the grower the following topics/questions:
 - What is he/she growing?
 - How many acres he/she farms?
 - What is the easiest/most difficult commodity to grow?
 - How long he/she has been farming?
 - Why he/she farms?

7. **Find the following things at a local farmers market and try them:**
 - a. Two seasonal fruits
 - b. Two season vegetables
 - c. Honey
 - d. Salsa/jam/butter
 - e. Use this PDF to help you figure out what is in season:
<http://www.ncagr.gov/markets/availabilitychart.pdf>

8. **Visit a local dairy farm.**
 - a. Learn how to milk a cow
 - b. Pet a cow
 - c. Learn what a cow eats
 - d. Ask the farmer what he does everyday
 - e. Learn about the different types of cows

9. **As a troop or with your family order a Produce Box. Experience local North Carolina goods at your home.** <http://theproducebox.com/>

10. **Plant your own garden! Be a part of the agriculture industry in North Carolina**

Girl Scout Leader resources: Please use the following Web sites for more information:
www.ncagr.com. and www.ncagfairs.org.

Home Grown, Part B

Go to the NC State Fair or a County fair and complete 5 activities including activity 1

Girl Scout Leaders: Information on County Fairs can be found at www.ncagfairs.org Information on the State Fair is at www.ncstatefair.org . For more information, contact the Public Affairs Division at the North Carolina Department of Agriculture and Consumer Services at (919) 733-4216.

Each Girl Scout must attend the N.C. State Fair or a county fair and complete five of the following activities including the starred activity.

1. ***Attend a county fair or the N.C. State Fair and write a summary of your visit. Include why you think the fair is important to agriculture and to your community.
2. Draw a picture or make a scrapbook page of your day at the fair.
3. Visit a youth livestock show or auction and take a picture of the winner.
4. Take a picture of the largest fruit and vegetable in the state.
5. Visit the arts and photography section and write a description of a winning entry.
6. Make a map of the fairgrounds and show the places you visited.
7. Interview a fair employee or volunteer. Ask what job they do for the fair and how long they have worked for the fair. Write a brief summary.
8. Make a list of the food you ate while at the fair. List the agricultural products used to make the food.
9. Enter an item into competition at the Fair. This item can be in any category.
10. List five animal breeds that were in competition or on display at the fair. What role does the animal play in agriculture?