









Get Out and Play Patch

Everyone loves to play! We have an abundance of great places to play in the Knoxville area.

Legacy Parks Foundation with the Knoxville Mercury developed the [Get Out and Play!](#) guide to make it easy for you to locate parks, trails, greenways, and blueways in Knoxville and surrounding areas. For simplicity, we will refer to all these types of locations as parks.

Find at least one park, in the guide, you have never visited, and complete the required number of activities below, for your grade level, and earn the *Get Out and Play* patch.

	Discover	Connect	Take Action	Additional Activities	Total # of Activities
daisies 	1	1	1	0	3
brownies 	1	1	1	1	4
juniors 	1	1	1	2	5
cadettes 	1	1	1	3	6
seniors 	1	1	1	4	7
ambassadors 	1	1	1	5	8

Discover:

- What is unique about the park?
- Identify three different types of trees in the park. Visit [What Tree Is That?](#) to help with identification.
- Count how many different birds you see at the park.
- Set quietly for 5 minutes, with your eyes close, and listen to the different sounds. Try to identify each sound.
- Learn about park etiquette. This is found on several pages in the Get Our and Play guide. Hint: It has a blue background.

Connect:

- If the park has employees, find out what they do at the park.
- Ask an adult what kinds of outdoor games they played when they were young and play the game with some friends.
- Go on a scavenger hunt in the park with friends. Make-up your own or find one online. Remember: Girl Scouts try to Leave No Trace in nature. Look for these items but leave them where you found them.

- Take your dog to one of the many Petsafe Dog Parks. Before you go, be sure to read the Parks Etiquette. This is found on several pages in the Get Out and Play guide. Hint: It has a blue background.

Take Action:

- Take a hike or ride a bike in the park while picking up trash. Be sure to read Trail Notes and Bicyclists Rules on the Trail found on several pages of the Get Out and Play guide. Hint: It has a green background.
- Complete your Outdoor Art badge while visiting the park.
- Identify possible improvements to the park and contact appropriate officials to determine if you help make the improvements. Use the Resource listing the back of the guide for contact information.